

# 2009-2010 RA PLANBOOK

FOR LEADERS OF BOYS IN GRADES 1-6 IN ROYAL AMBASSADORS

## FIT FOR GOD'S MISSION



IF YOU ARE NEW TO ROYAL  
AMBASSADORS, SEE PAGE 6



This book is a leadership tool for Royal Ambassadors (RA).

It is designed for those who lead the RA boys' mission education ministry of their church, and for those who lead RA groups (also called "chapters").

**What is this book?**

**Why do I need this book?**

**How is this book organized?**

**Where can I get more information and help?**

This book has information to help you plan and lead Royal Ambassadors. It will help you integrate the use of resources such as *Lad* and *Crusader* magazines, the leadership editions of the magazines, and Personal Growth Plan Workbooks (Lad 1, Lad 2, Lad 3, Page 4, Squire 5, Knight 6). It will also help you with planning and carrying out mission projects and with leading interest activities like campcraft, RA racers, or linegliders. The book also provides handy tools—forms, sample meetings, suggestions, and more.

The RA Web site, [www.royalambassadors.org](http://www.royalambassadors.org), contains more resources, links, contact information on state and national RA leaders, and information from other RA chapters.

This resource is divided into three sections.

- Core – Undated leader information. Print this section once and it is good for a few years.
- Annual – RA Plans, Bible verses, and Planning Calendar specific to the current curriculum year.
- Forms – These are the tools you will need to run a successful RA ministry. All of the forms you used to find throughout the Planbook are now grouped together.

**NOTE:** Some RA groups call their leaders "Counselors." In the context of Royal Ambassador ministry, this is only to be interpreted as a volunteer adult helper, encourager, teacher, mentor, or leader of children. The role of "Counselor" in the RA organization does not require, include, or imply any professional counseling, skill, training, or experience.



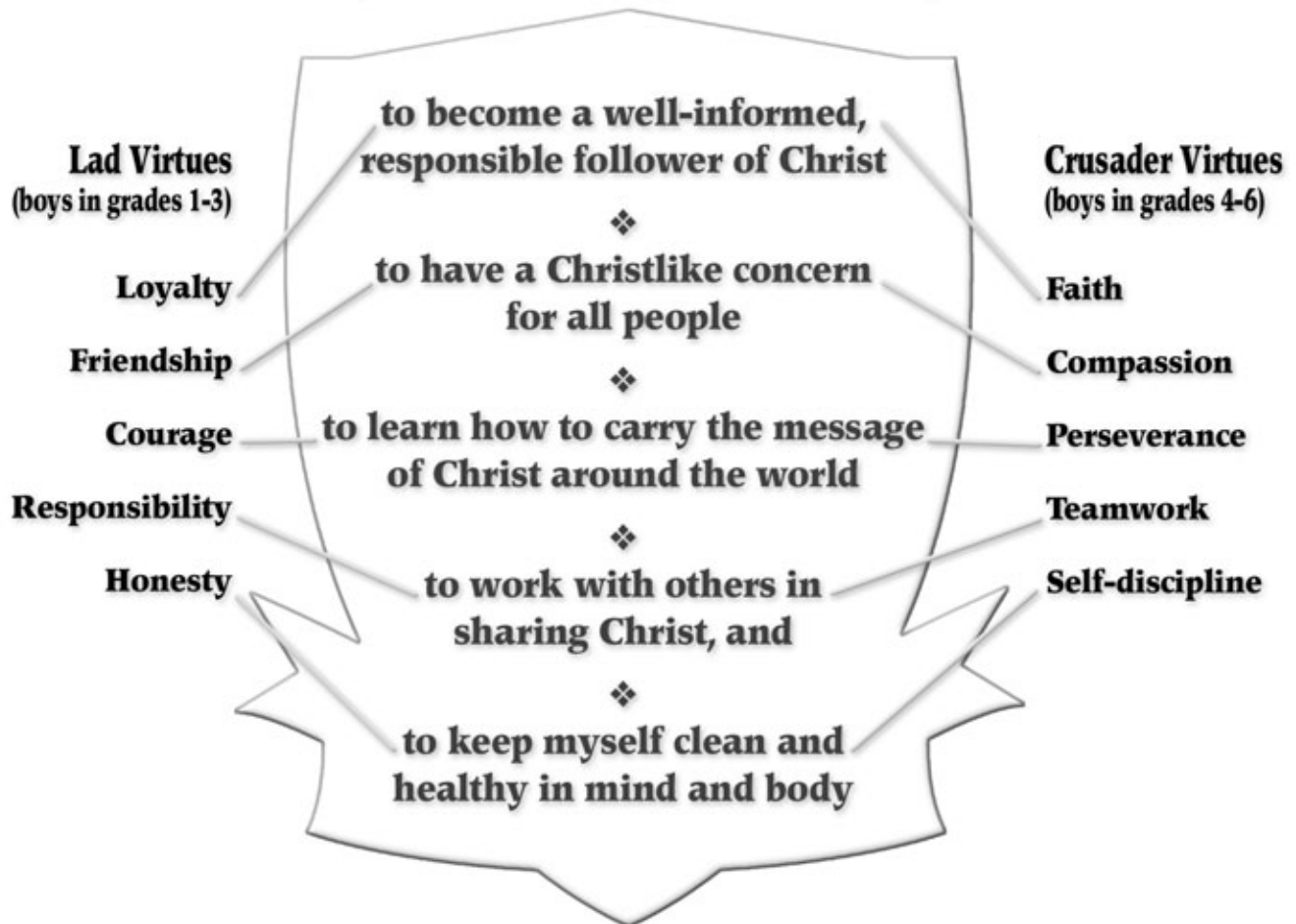
# ROYAL AMBASSADOR PLANBOOK

---

## The Purpose of Royal Ambassadors: The RA Pledge

---

**As a Royal Ambassador, I will do my best...**



---

**RA Motto: We are ambassadors for Christ (2 Cor. 5:20).**

---



---

# How to become a Christian

God created all of the universe. He created all people on earth with the intent of having fellowship with them forever. But people do wrong things. The Bible calls those wrong things “sin.” Sinful people cannot remain in fellowship with the holy, pure, righteous God. And there is nothing they themselves can do about the problem.

God sent His Son, Jesus, into the world to live a sinless life and make the only perfect sacrifice for our sin. The Bible puts it this way: “God made him [Jesus] who had no sin to be sin for us, so that in him we might become the righteousness of God” (2 Cor. 5:21, NIV).

Jesus voluntarily died as a falsely-accused criminal, taking the blame for all the sin of the world.

But Jesus is not dead! On the third day after his crucifixion, He was raised to life again. Now all those who confess their sins (admit the wrong they’ve done) and trust Jesus (believe in Him, turn away from sin) receive God’s righteousness and are adopted into God’s family.

You can receive this free gift of salvation today. Pray, asking God to forgive your sin. Put your trust in Jesus.

If you need more information about becoming a Christian, visit [www.namb.net](http://www.namb.net).

---

© 2009 Published by the North American Mission Board, SBC  
4200 North Point Pkwy.  
Alpharetta, GA 30022-4176

A Southern Baptist Convention entity supported by the Cooperative Program and the Annie Armstrong Easter Offering®

For general information, call (770) 410-6000, or visit [www.namb.net](http://www.namb.net);  
to order materials, call toll free 1 866 407-NAMB (6262), or visit [www.namb.net/catalog](http://www.namb.net/catalog).

Southern Baptist churches have permission to photocopy the RA Planbook for use with their RA ministry. Not intended for sale.  
Please send all inquiries or permission requests to NAMB Mission Education Content Development,  
4200 North Point Pkwy., Alpharetta, GA 30022 or e-mail [missionedu@namb.net](mailto:missionedu@namb.net).

---

# Contents

## 2009-2010 RA PLANBOOK

How to use this book. ....	i
Royal Ambassador Pledge, Virtues, Motto ...	Title page
How to become a Christian .....	2
Contents .....	3
How Does the RA Organization Work? .....	4
What Resources Are Available? .....	5
Starting an RA Ministry .....	6
RA Age Groupings .....	7
How to Combine Age Groups .....	8
5 Tips for Planning Success .....	9
Why Register Your Chapter? .....	10
Membership Commitments .....	11
Sample Parent Meeting Outline .....	12
Sample RA Meeting Plan .....	13
RA Personal Growth Plan Overview .....	15
Personal Growth Plan Points and Campcraft Patches .....	17
RA Participation Awards .....	18
Lad Patch and Pin Placement .....	19
Crusader Patch and Pin Placement .....	20
Mission Project Idea Sheet .....	21
RA Racers .....	24
RA Week Ideas .....	26
Your Church, RAs, and the Law/Risk Management Tips .....	27
Evaluating RA Ministry/Reporting to Your Church ..	29
Recognition Service Outline .....	30



# How Does the RA Organization Work?

## Building Christlike character for life's mission

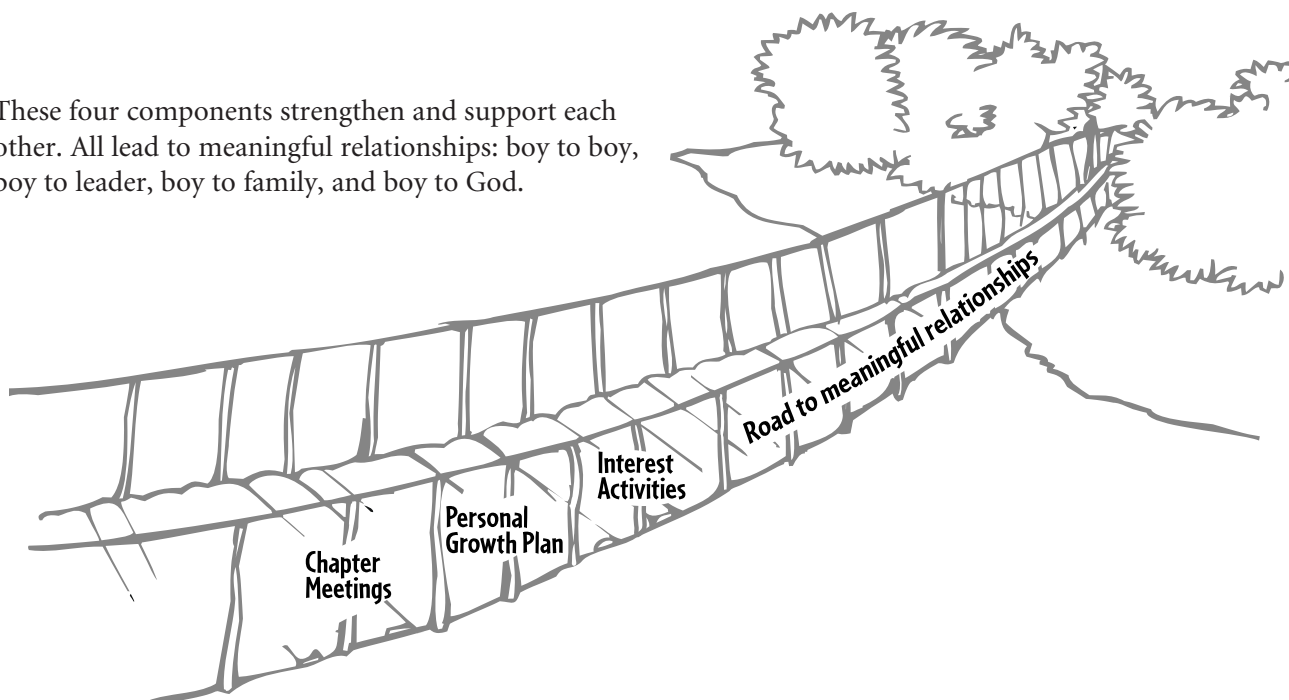
The essence of a Royal Ambassador ministry is a group of boys, led by caring leaders. They all make a commitment to live out the RA motto, "We are Ambassadors for Christ," and the RA Pledge.

### What helps this happen?

- **Chapter Meetings** (learning about missionary heroes or hearing testimonies about the RA virtues).
- **The Personal Growth Plan** (making commitments that help the boy live as a true Royal Ambassador outside the meeting time).
- **Interest Activities** (a wide variety of enjoyable things to do).
- **Mission Projects** (learning to apply the RA virtues in real-world service).



These four components strengthen and support each other. All lead to meaningful relationships: boy to boy, boy to leader, boy to family, and boy to God.



Royal Ambassador ministry works with boys in grades 1-6. The younger boys' grouping (grades 1-3) is called Lads, and the older boys' grouping (grades 4-6) is called Crusaders. Some churches may combine all grades into one group. If your church does this, please notice special helps for you on page 8.





# What Resources Are Available?

## Resources Supporting Royal Ambassador Meetings

- *Lad* magazine for boys in grades 1-3 and *Crusader* magazine for boys in grades 4-6 have missionary stories, learning activities, crafts, jokes, and news about other RAs.
- *Lad Leader* and *Crusader Leader* have all the content of the pupil magazines plus a 16-page insert of meeting plans and other leader support material.
- *Annual RA Resource Kit* has curriculum support such as games and other activities, RA Chapter posters, and promotional helps.
- *Royal Ambassador Planbook* (this book) is used to help leaders with planning, promotion, and record-keeping for the entire year.
- The individual Personal Growth Plan Workbooks are used by the boys during the meetings. (See notes in the right column.)
- *Activity Ideas for Crusader Chapters* and *Activity Ideas for Lad Chapters* are books of supplemental ideas that may be used in RA meetings. Free to download from [www.royalambassadors.org/resources](http://www.royalambassadors.org/resources).

## Resources Supporting Royal Ambassador Interest Activities and Mission Projects

- *Campcraft—Outdoor Living Skills* is a guide to learning campcraft for adults, students, and children.
- *Discoverer 1, 2, 3, and Hiker, Camper, and Woodsman* campcraft awards.

## Resources Supporting the Royal Ambassador Ministry

- *Leading Royal Ambassadors* is the definitive guidebook for RA ministry leaders. *Leading* has helps for setting up the RA ministry in a church. There is a guide for training RA leaders, plus much more useful information.

### Resources supporting the Royal Ambassador Personal Growth Plan

- *Lad 1: Clue Chasers* Personal Growth Plan Workbook for boys in grade 1.
- *Lad 2: Everglade Explorers* Personal Growth Plan Workbook for boys in grade 2.
- *Lad 3: Rawhide Wranglers* Personal Growth Plan Workbook for boys in grade 3.
- *Page 4: Mission Max* Personal Growth Plan Workbook for boys in grade 4.
- *Squire 5: Daring Depths* Personal Growth Plan Workbook for boys in grade 5.
- *Knight 6: Extreme Quest* Personal Growth Plan Workbook for boys in grade 6.
- Patches, pins, vests, age-level bars, service stars, year chevrons, stickers, and iron-ons.
- Bible Memory Medals.

Order RA materials by calling toll-free 1 866 407-NAMB (6262) or visit [www.namb.net/catalog](http://www.namb.net/catalog). Visit [www.royalambassadors.org/resources](http://www.royalambassadors.org/resources) for additional downloadable resources.





# Starting an RA Ministry

## "I'm New to RAs!"

If you have the responsibility for starting a Royal Ambassador ministry in your church, this section is for you! The illustration on this page is a reminder that there are definite steps toward reaching the goal of having an effective RA ministry. The wording on the steps refers to the "3-G" or "Gather/Group/Grow" strategy used with all ages in mission education.

If this "3-G" strategy outlines the steps to effective RA ministry, then it might be said that there is a walkway leading up to those steps. Before you can plan and host your first "Gathering" event, you'll need to smooth the path for RA ministry. Here are some ways:

- Pray for God's direction, strength, and guidance as you build the RA ministry.
- Talk with your church's pastor about the benefits of RA ministry.

- Examine RA materials, so you can explain their use to others. A free information packet about RA ministry, including two sample RA leader magazines, is available. Send your name and address to Royal Ambassadors, North American Mission Board, 4200 North Point Pkwy., Alpharetta, GA 30022, or e-mail your request to [royalambassadors@namb.net](mailto:royalambassadors@namb.net). Specify that you need the RA information packet.

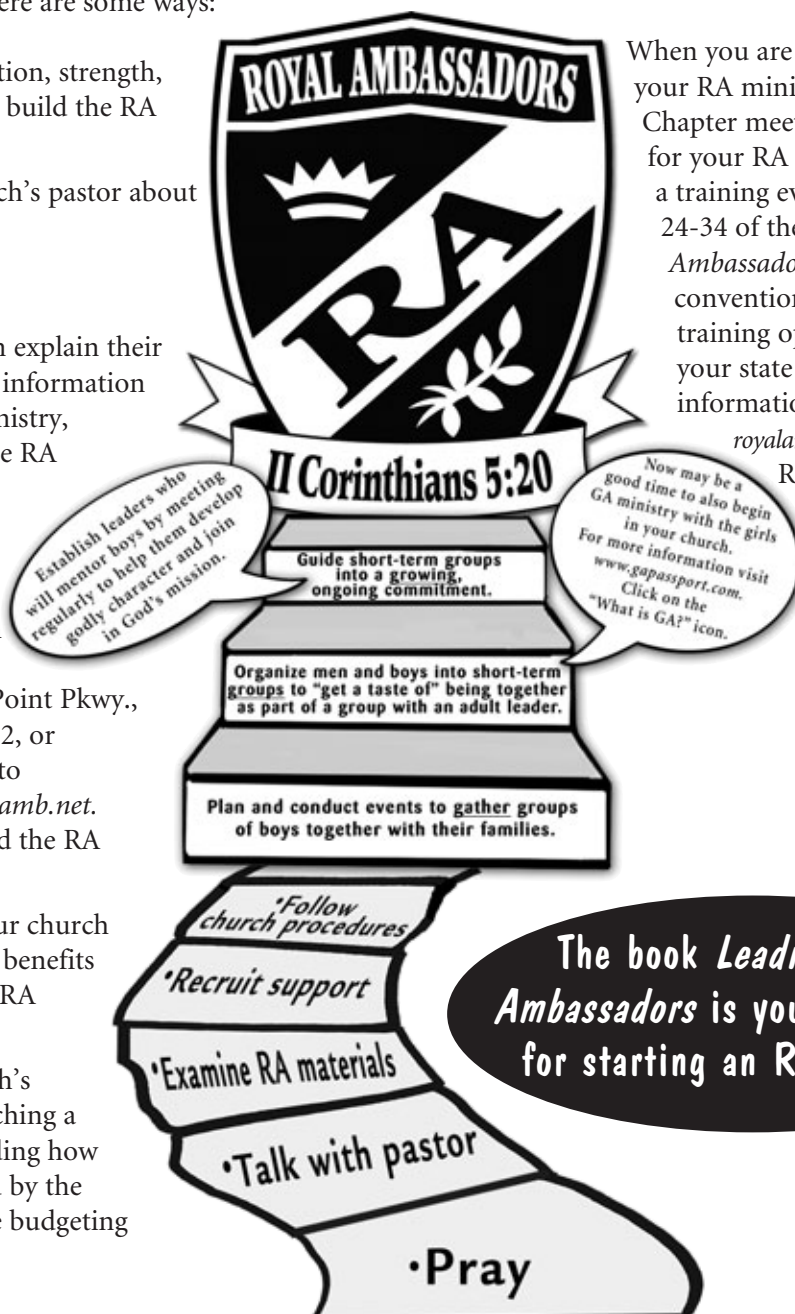
- Recruit others in your church who understand the benefits and potential of the RA ministry.
- Find out your church's procedures for launching a new ministry, including how leaders are approved by the church and what the budgeting process involves.

Once you've followed the "walkway," you're ready to climb the steps! Hold a fun "Gathering" event. Use this event to recruit boys, parents, and leaders for your RA ministry.

When you are ready to "Grow" your RA ministry with ongoing RA Chapter meetings, provide training for your RA leaders. An outline of a training event is found on pages 24-34 of the book *Leading Royal Ambassadors*. Many state conventions also provide training opportunities. Contact your state convention office for information, or e-mail

[royalambassadors@namb.net](mailto:royalambassadors@namb.net).

Register your RA group to take advantage of the nationwide network of RA ministry.







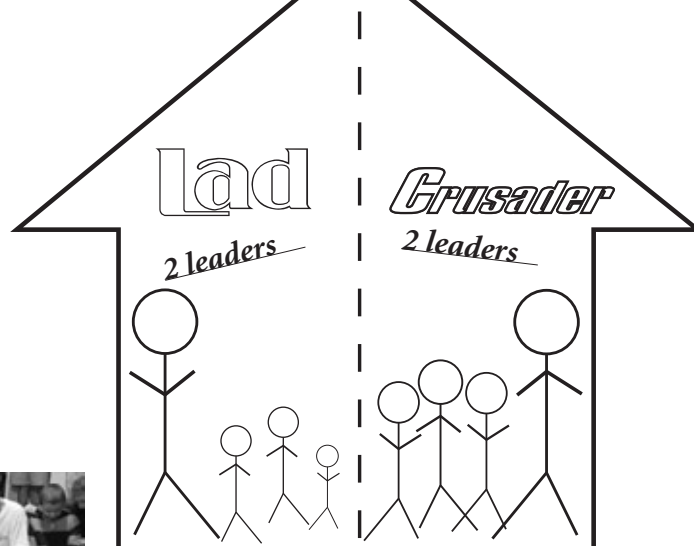

# RA Age Groupings

Your age groupings can look very different depending on the number of RAs involved in your church's RA ministry.

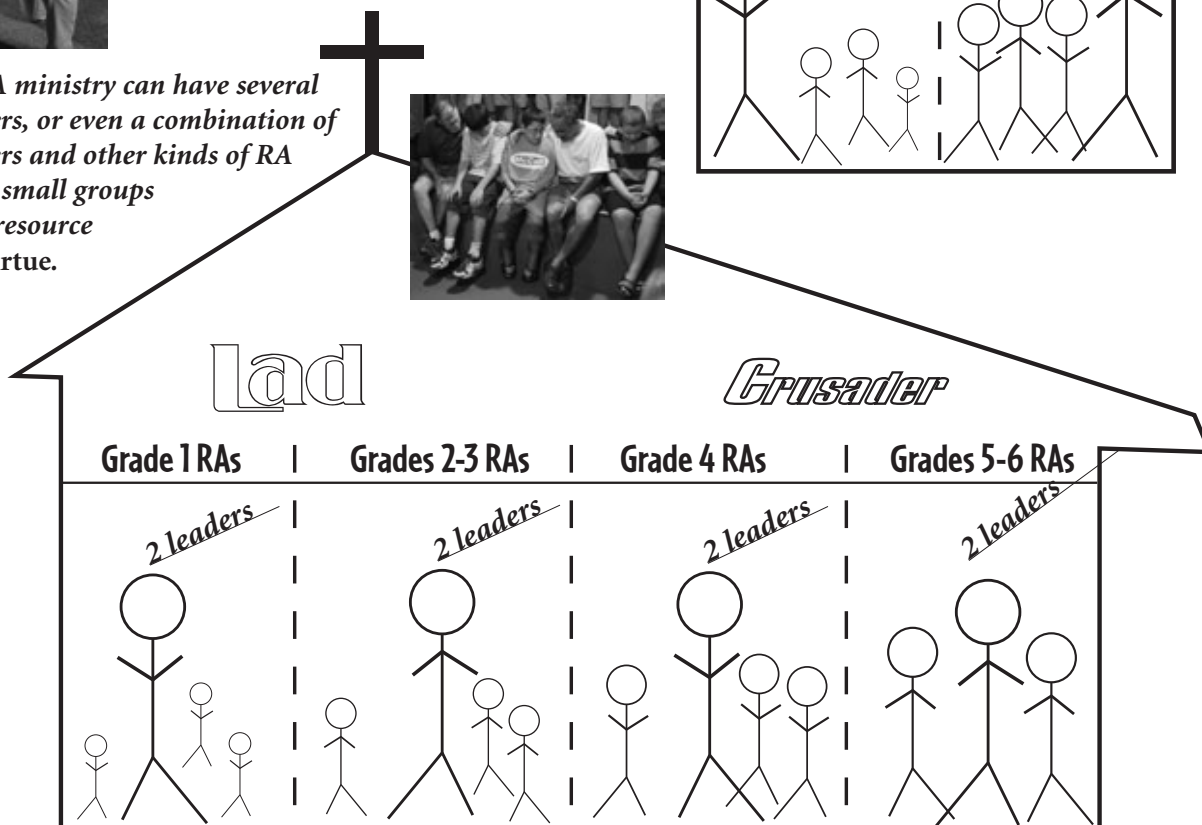
*A small RA group can have boys from grades 1-6 all in the same RA chapter. (See page 8 for meeting suggestions.)*



*A slightly larger RA ministry can divide the RAs into two chapters, with Lads (grades 1-3) in one chapter, and Crusaders (grades 4-6) in the other.*



*A large RA ministry can have several RA chapters, or even a combination of RA chapters and other kinds of RA work, like small groups using the resource Sons of Virtue.*





# How to Combine Age Groups



If there were such a thing as an “ideal” RA chapter, it would have eight to 10 boys and two or more adult leaders. It would consist of boys in the same age grouping (either Lads in grades 1-3 or Crusaders in grades 4-6). But not every church’s situation is ideal.

If your church’s RA ministry is just beginning, or the number of boys available is small, you may need to combine age groups of RAs into one RA chapter. This presents a challenge, since there are differences in the magazine missionary stories, the virtues, and the Personal Growth Plan Workbooks for the two age groups.

Here’s how to lead an RA meeting if you have to combine Lads and Crusaders:

- Get a copy of both *Lad Leader* and *Crusader Leader* magazines and review the activities and missionary stories. Order copies of *Lad* and *Crusader* for the RAs, depending on their school grade. Even though the missionary stories support different RA virtues for the different age groups, they always will focus on the same part of the RA Pledge.
- Choose an Opening activity that can be done with the boys in your group. Be aware of levels of physical development that may give older boys an unfair advantage. If needed, adapt the activity to level the playing field. Let all boys participate in the opening activity.
- Divide the boys into small groups, with one leader presenting to Lads the missionary story and recall activity from *Lad*, and the other leader presenting to Crusaders the missionary story and recall activity from *Crusader*. You can also present one of the missionary stories, making sure to emphasize both RA virtues. Or alternate stories from the two magazines week by week.
- Choose one of the Mission Games and Activities for the whole group to do.
- One leader helps the Lads with their Personal Growth Plan Workbooks, while another leader helps the Crusaders.
- Combine the groups of boys for the Closing. If a closing game is needed, choose one that all the boys can do.

**Always  
have at least two adults in  
the room with boys who are  
not their own children.  
This protects the boys, the  
church, and the leaders.  
Churches are encouraged  
to routinely conduct  
background checks  
on all children's  
workers.**



## 5 Tips for Planning Success



Before holding a planning session with all RA leaders, check dates to avoid conflicts.

- Church calendar (VBS, children's ministry, children's choir, etc.)
- Associational, state, and national RA events
- School and community calendars



Schedule a time to meet with RA leaders, and make sure you invite appropriate church staff members to attend your planning session.



Evaluate the previous year and set goals for the coming year. The goal-setting chart (located in the forms section) can help. The 3-G Strategy information on page 6 can help you grow your RA Ministry.



Add your 3-G events, mission projects, and other local RA events to the calendar.

- The curriculum charts (located in the curriculum section) will help you coordinate mission projects with your church's needs.
- Use the goal-setting chart and calendar pages to note upcoming study topics and invite guest speakers.
- Don't forget to schedule training for your leaders!



Make sure to share your dates with the pastor and church staff. If RA events are on the church calendar, it helps avoid conflicts with other church organization plans.

### Elements of a Good Planning Meeting

- ☐ **Get all leaders involved.**
- ☐ **Pray for the boys you lead, for each other, and for God's guidance.**
- ☐ **Consult and coordinate with church, associational, and state calendars.**
- ☐ **Have at least five minutes of "anything goes" ideas.**  
**Some starter questions for this include:**
  - If cost were no object, what would we do with RAs this year?
  - If we had enough leaders and resources, what "dream project" would we do?
- ☐ **Set priorities and goals for the year. Include:**
  - Evangelism goals
  - Enrollment goals
  - Mission project participation goals
  - Bible memory goals
  - Personal Growth Plan award goals
  - Leader recruitment and training goals





# Why Register Your Chapter?

Every RA chapter should register with their state convention's RA leader. Benefits of RA chapter registration include the following:

- Lets the state RA leader know your church has a chapter.
- Your state RA leader can inform you about training sessions.
- You can learn of state or regional RA events.
- You will be able to include state RA events in your planning.
- Your chapter gets a registration certificate, suitable for framing.
- Some states may provide other pieces of helpful information in addition to the certificate.

Each year, usually around August or September, RA chapters all over the Southern Baptist Convention send in the registration form found in this planbook or go online to register at [www.royalambassadors.org](http://www.royalambassadors.org). Some states may have additional forms based on their need for leadership information. Begin with the form located in the forms section (or at the Web site)—your state will contact you if more information is needed. Registering your chapter can be done any time, and the sooner the better. **Online registrations are forwarded to the state conventions.**

## Naming Your Chapter After a Missionary

RA chapters often choose a missionary or other name for their RA group. The name may honor:

- A North American Mission Board missionary.
- An International Mission Board missionary.
- Someone who has been involved in missionary service and is an example of an on-mission Christian.

Name all your church chapters after one missionary, or have a different missionary for each group. Once a name is chosen, consider the following ideas:

- Communicate with the person or family your chapter is named for and pray for them in chapter meetings.
- Include the missionary in birthday and holiday celebrations by sending cards or inviting them to chapter meetings if they live nearby.
- Learn all you can about the missionary.

Missionary names can be obtained by contacting the International Mission Board at [www.imb.org](http://www.imb.org) or the North American Mission Board at [www.namb.net](http://www.namb.net). Or choose missionaries you study in RA magazine articles. Please note that some missionaries are in locations or positions where returning mail may be very difficult or impossible, so please be patient and understanding.

**CAUTION**  
Because of international security concerns, **DO NOT** use the title "Missionary" in your chapter name (for example "The Missionary John Doe Lad Chapter").



# Membership Commitments

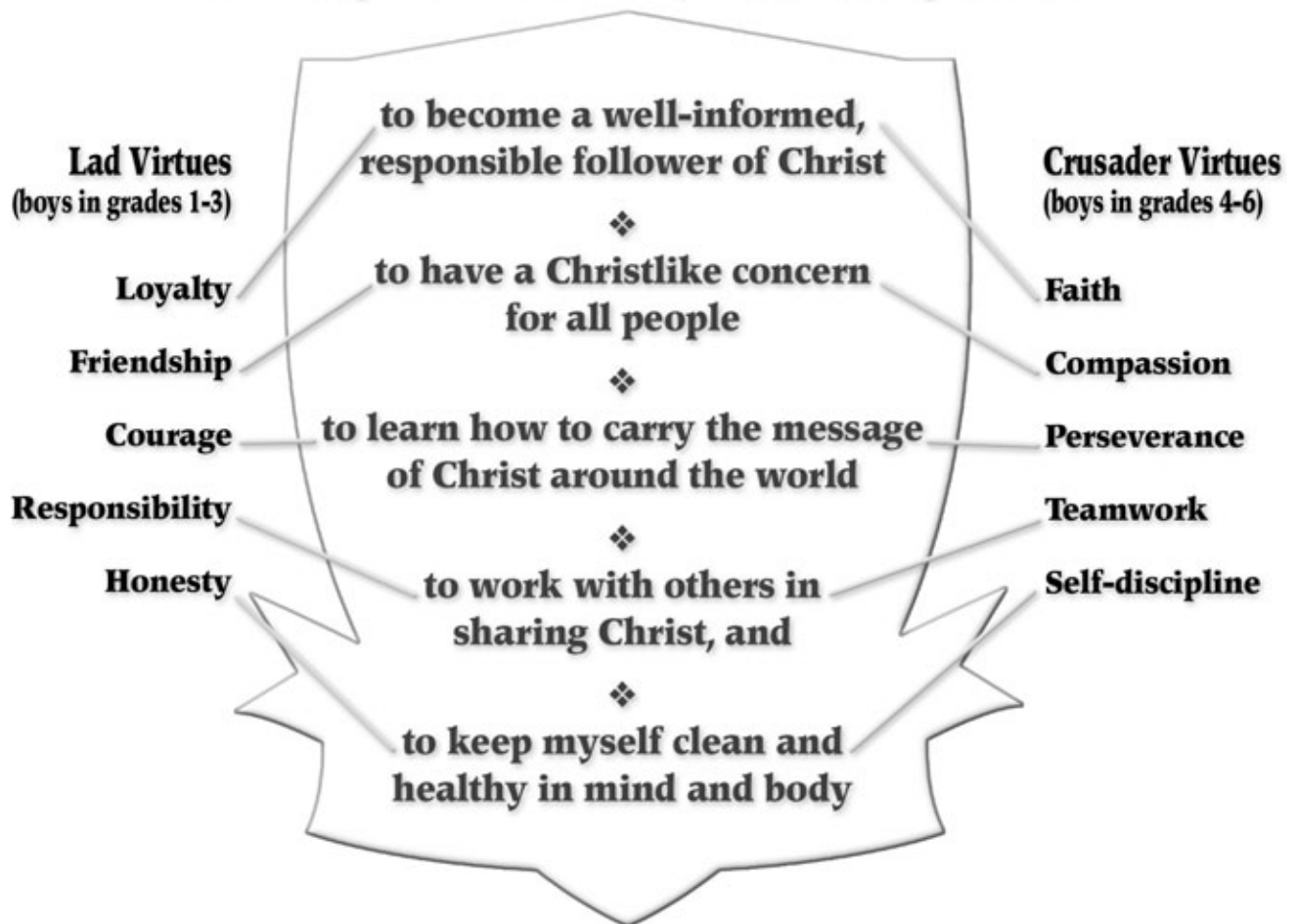
A boy in grades 1-6 may join a RA chapter or group (and be eligible to receive his membership card and pin or patch) when he makes these commitments:

- To learn and say the RA Motto, “We are ambassadors for Christ” (2 Corinthians 5:20).
- To learn and say the RA Pledge.

Many RA chapters have a welcoming time ceremony to formally welcome new members. The Royal Ambassador Membership Card and the RA patch or RA membership pin are presented to the boy at this time.

## RA PLEDGE

**As a Royal Ambassador, I will do my best...**





# Sample Parent Meeting Outline

## **Opening. .... RA Leader**

- Present the RA flag
- Repeat the RA Pledge
- Opening prayer led by a present or former Royal Ambassador
- Brief explanation of the purpose of the event
- Serve the meal or refreshments

## **Program ..... RA Leader**

- Introduce RA leaders
- Introduce special guests
- Explain the RA program and plans for the coming year, or if this event is in the middle of the year, what the RAs have been doing or are planning
- Present any awards the RAs have earned
- Brief inspirational message from a missionary, pastor, or other leader
- Conduct a fun activity

## **Closing. .... RA Leader**







# Sample RA Meeting Plan

Here is a meeting you could use to begin Royal Ambassadors.

## First Meeting

**Aim:** Introduce the boys and families to Royal Ambassadors.

Do these things ahead of time:

- Confirm date, time, and room for the meeting.
- Send out invitations to the boys and their families.
- Gather blue, gold (yellow), and white decorations for a display. Include any RA materials such as Personal Growth Plan books, emblem, back or current issues of *Lad* and *Crusader*, patches, vests, and membership commitments.
- Provide name tags.
- Prepare a list of the names and addresses of the leaders to give parents at the meeting.
- Enlist helpers to provide refreshments.
- Go over the meeting plans with leaders.
- Decorate the room. Provide tables for the refreshments and chairs for everyone.
- Have on hand:
  - ✓ Enrollment forms and pencils
  - ✓ 10 to 20 feet of string and a washer with a hole in the center that a child's hand will cover
  - ✓ A decorative picture with many images (8" x 10" or larger)
  - ✓ Blank paper for each boy
  - ✓ Crayons
  - ✓ Pocketknife
  - ✓ Copies of the RA Pledge for each boy



## Part 1: Opening

(5-10 minutes)

Greet each boy and family member as they arrive. Guide them to make a name tag, and introduce leaders to the boys and families. Serve the refreshments. Allow time for the families/boys to view the display.

If flags are available, repeat the pledges to the American and Christian flags, also repeat the RA Motto: "We are Ambassadors for Christ." Note this is taken from 2 Corinthians 5:20. Ask all to be seated.

Pass out enrollment information forms. Ask the parents to fill out the information or work with the boys to complete the information. Gather the forms. Call the boys by name, asking them their favorite ice cream flavor. Note this information for future use.

Give each boy a blank paper and crayons. Share that the RA leaders will be teaching what it means to be an ambassador for Christ through mission education.

Place the picture that shows multiple images facedown on your lap. Hold up the picture for about two seconds. Place it back facedown on your lap. Ask the boys to draw what they saw. Allow a few minutes for drawing. Call time and ask each boy to hold up his picture and compare it with the original. Set the picture up where all can see it and ask if it is easier to draw from memory or from an actual picture.



Share that mission education is like a picture everyone can see all the time. Our goal is to help boys know and carry out the meaning of being an ambassador for Christ. This goal will be reached through giving clear directions and living as examples for the boys at all times. Show how the Personal Growth Plan books, weekly chapter meetings, on-mission field projects, interest activities, and meaningful relationships help make clear how we can join God in His Mission.

## **Part 2: Virtue Exploration (10-15 minutes)**

Display a closed pocketknife. Ask the question: “Is this a weapon or is it a tool?” Wait for answers. After several answers, share that while this can be used to hurt or harm people, it is helpful as a tool that campers can use in setting up a campsite. Share that God wants us to be a servant in telling others about Jesus. The choice of whether we will be helpful or harmful is ours. Being a RA can help us to be helpful.

Share the 10 virtues related to the RA Pledge, and their definitions from the Personal Growth Plan Workbooks.

## **Part 3: Mission Games and Activities (10 minutes)**

Give each boy a copy of the RA Pledge. Say the Pledge together. Have the adults and boys divide into teams. Each team should try to learn the RA Pledge. Whichever team first says it perfectly is the winner.

Talk about the Pledge. Mention that boys have been making this promise for many years. Some are now grown men. Some are pastors. Some are deacons. Some are career missionaries. Many of them still try to keep this promise.

Have everyone say the Pledge again in unison.

## **Part 4: Personal Growth Plan (10 minutes)**

Talk briefly about how the RA Personal Growth Plan works. Explain how points and awards are earned. Share again how the virtues that are studied relate to the RA Pledge. If Personal Growth Plan Workbooks are available for each new member, have the parents or other adults help the boys fill out the membership page on page 6 of the workbook.

## **Part 5: Closing (10-15 minutes)**

Form a circle and ask for prayer requests from the group. Include names of missionaries, if available. Pray for the growth of the chapter, and for the boys to become ambassadors for Christ. Have a time of prayer.

Thank all for coming. Assure parents that their support will be appreciated and that there will be opportunities for them to serve as helpers.

If time permits, play hide the washer. Form a circle. Place a long heavy string through the washer’s hole. Tie the string ends together. Select one or two people to be in the center. The people in the outer circle pass the washer from hand to hand, hiding the washer. Everyone moves their hands constantly. After a given amount of time, the passing stops, and the players in the middle guess which hand or person has the washer. After guessing, allow others to be in the middle.



# Royal Ambassador Personal Growth Plan Overview



## Personal Growth Plan Points System

- Points are earned for almost every RA activity.
- Points are recorded in the boy's workbook and he's responsible for keeping up with them.
- Keeping commitments to make the virtue part of one's life earns the most points.
  - Mission project participation earns significant points.
  - Bible Memory can earn a lot of cumulative points, and the verses learned reinforce the virtues.

- To help boys who cannot attend each week be able to keep up with their Personal Growth Plan

As they work through their Personal Growth Plan books, RAs are challenged to choose and keep commitments that help them attain the virtues. They earn points for various activities and accomplishments, some as simple as attending the meeting, others as difficult as keeping a commitment for four weeks.

Royal Ambassadors reaches boys for Christ and leads them to become Ambassadors for Christ. RAs help boys make and keep commitments to developing biblical character and virtues by living the on-mission lifestyle of the RA Pledge.

The RA Personal Growth Plan materials stress that the central "point" of RAs is the Royal Ambassador Pledge. The books help RAs focus on 10 virtues that most closely relate to the five promises made in the RA Pledge.

The RA Personal Growth Plan integrates closely with weekly RA meetings. Either the RA Motto or one of the character virtues related to a promise of the RA Pledge is featured each month.

Why study the motto and each virtue twice in a year?

- To reinforce learning by repetition
- To give boys a second chance to finish their work for the year

## A Useful Tool

*Sons of Virtue* is an RA resource that can be used any time, any place, one-on-one between a father and son, or in small groups. It is an ideal tool to use to introduce dads and boys to RAs. *Sons of Virtue* lets them "test drive" RAs for 10 weeks. More information on how to use *Sons of Virtue* is available in the book, *Leading Royal Ambassadors*.







One feature of the Personal Growth Plan is that bars are awarded as a boy completes one section (virtue) of the workbook. Extra points earned can accumulate and earn service stars. Awarding the bars and stars recognizes the efforts boys are making. It gives them a feeling of accomplishment more quickly. It helps them stay encouraged to finish the work for the year's award.

RAs who complete the five sections of the workbook earn the patch or pin award for that year.

## Lad—Pins, Bars, Patches



One feature of the Personal Growth Plan is that bars are awarded as a boy completes each section (one virtue) of the book. Extra points earned accumulate and earn service stars.

Lads and Crusaders earn one bar for each virtue. Earning the fifth bar also earns the yearly patch and/or pin.

Service stars are earned each time a total of 75 extra points are earned over and above what is needed for a bar. Points from different virtues can be combined for service stars.

## Crusader—Pins, Bars, Patches



No leader editions of the Personal Growth Plan books were produced, because all the leader helps have been included in the books themselves as sidebars or tips. NOTE: RA boy cartoons give tips to the RA using the workbook; RA leader cartoons give tips to parents and RA leaders.



Many RA patches are now iron-ons. As patches are reprinted, ALL will become iron-on rather than sew-on.



---

# Personal Growth Plan Points and Campcraft Patches

## WHO KEEPS UP WITH ALL THIS?

Help your RAs understand that it is *their* responsibility to earn and keep up with their points. Remind them that one of the RA virtues is Responsibility. Another is Honesty!

## CHOOSING COMMITMENTS

When choosing commitments, you may let each boy choose a different commitment from his Personal Growth Plan workbook. You may also choose any commitment from the three Lad or three Crusader workbooks, and work on it as a group. If you do the same commitment for all the boys in your RA chapter, you may need to make photocopies of the suggested activities from the book to give to the boys.

## FIND THOSE POINTS!

Help your RAs earn extra points toward their virtue bars or service stars:

- Remind them to learn extra Bible verses.
- Points are earned if they participate in additional RA chapter, church, or family mission projects.
- Bringing a friend to RAs earns points and helps your chapter grow, too!
- Finally, boys can choose to make and keep extra commitments to earn more points.

## CAMPCRAFT

To earn their RA Campcraft awards, RAs will need to complete the skills specified in the appendix of *Campcraft—Outdoor Living Skills*. It is available as a free download from [www.royalambassadors.org/campcraft](http://www.royalambassadors.org/campcraft).



# Royal Ambassador Participation Awards

Several Royal Ambassador awards are earned by participating in some specific type of RA activity.

## Mission Activities

- World Walk patch (see explanation on page 23)
- World Hunger patch (see page 22)
- International Mission Study patch (participate in a study)
- North American Mission Study patch (participate in a study)
- Missions Activity patch (participate in any mission activity or project)
- Opportunity Now patch (see page 22)



## Interest Activities

- RA Racecar patch (participate in the activity)
- RA Lineglider patch (participate in the activity)
- RA Sailboat patch (participate in the activity)
- RA Sports patch (participate in the activity)
- RA Campout patch (participate in the activity)



Before 2003 there were specific requirements for RA athletic patches. Now to earn them, RAs can participate for at least three months on any appropriate sports team (church or community based). The RAs must be committed to live as a Royal Ambassador on the team. RA leaders of boys who are not on sports teams or who have physical challenges should work with the parents or with medical personnel (e.g. the boy's physical therapist) to lay out three months of physical activities to earn the patch.

## Athletic Patches

- Lad 1 Athletic patch
- Lad 2 Athletic patch
- Lad 3 Athletic patch
- Page 4 Athletic patch
- Squire 5 Athletic patch
- Knight 6 Athletic patch

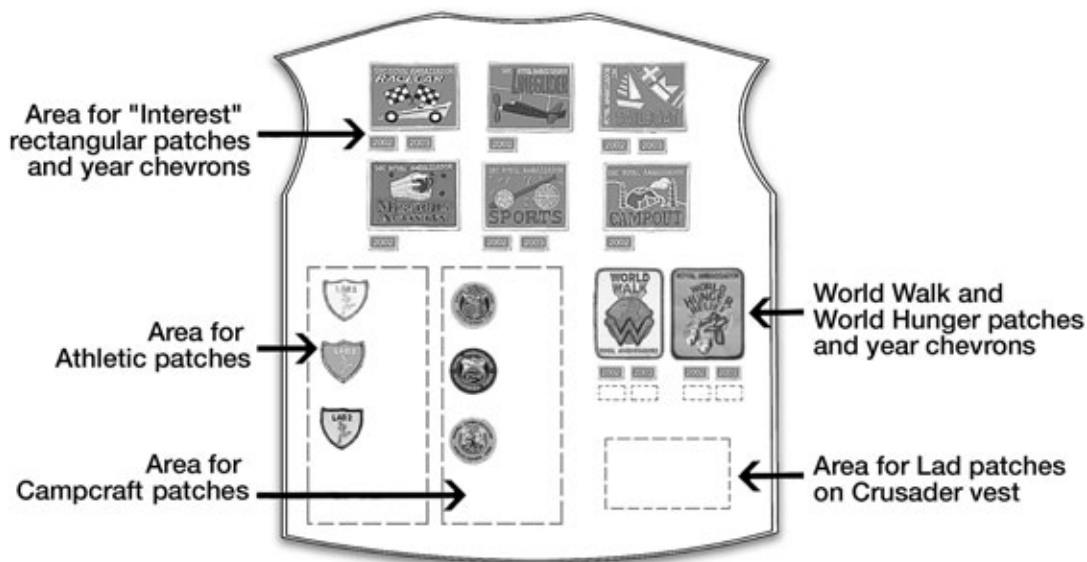
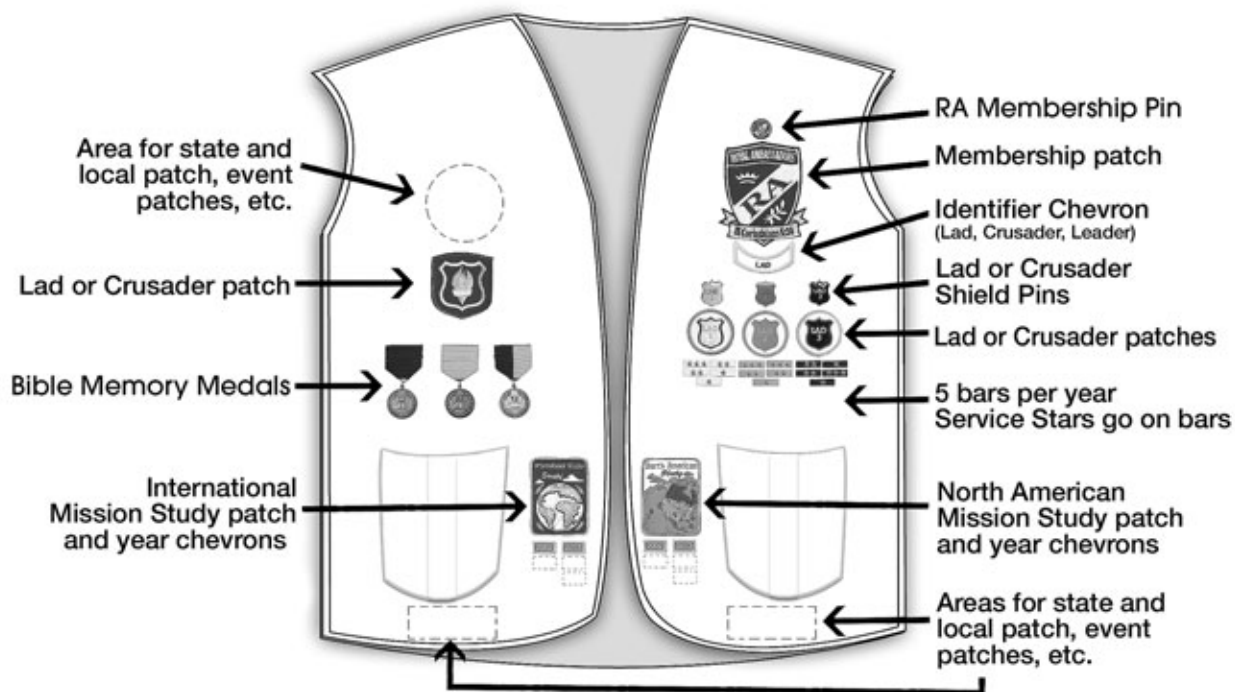


**For all athletic patches:** The RA will participate in a team sport or agreed-upon athletic activity for at least three months, and live as a Royal Ambassador while a team member.





# Lad Patch and Pin Placement

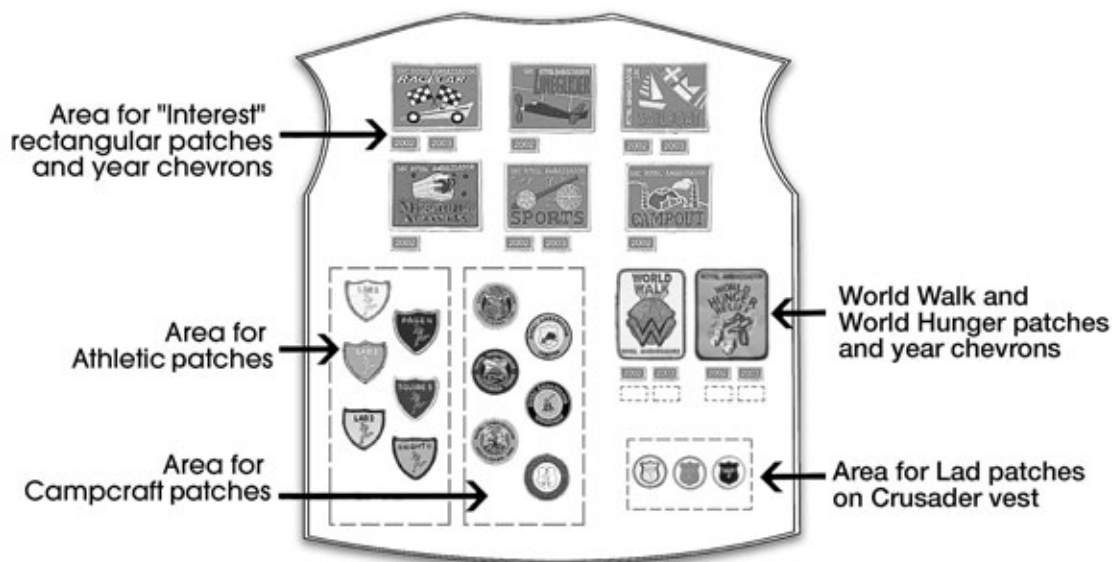
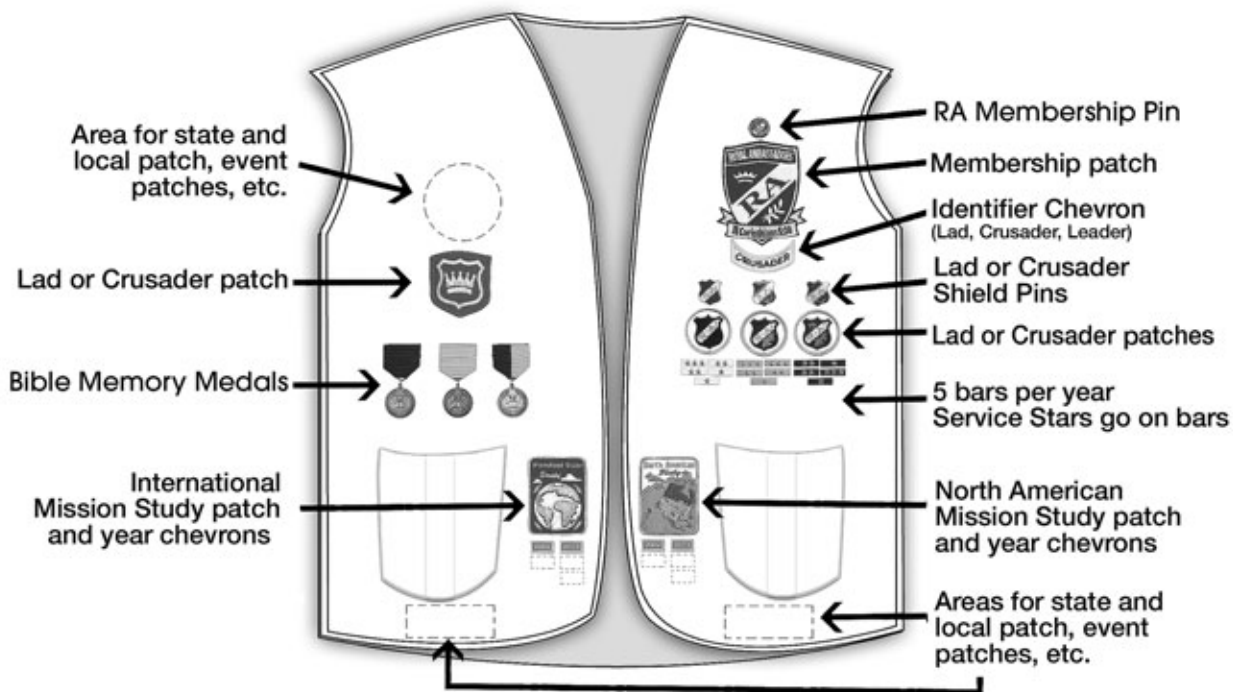


- Boys moving from Lad to Crusader may need a new, larger vest •



# Crusader Patch and Pin Placement

(Khaki shows off patches best)



- Boys moving from Lad to Crusader may need a new, larger vest •



# Mission Project Idea Sheet



This page is a tool for generating ideas. There are mission project suggestions in the Royal Ambassador magazines and Personal Growth Plan Workbooks—very good ones. But those ideas started somewhere. God can use and empower you to think of ways to minister to the people you meet in the places He leads you.

## Questions to Generate Mission Project Ideas:

- 1) What is the need?
- 2) Who has the need?
- 3) Is it a ministry need or a mission need, or both?
  - Meeting a mission need involves either telling someone about Jesus directly or supporting someone who will tell people about Jesus.
  - A ministry need is providing help that someone needs.
  - Sometimes meeting a ministry need leads to the opportunity to meet a mission need.
- 4) Where is the need?
- 5) What resources are required to meet the need?
- 6) Where can those resources be found?
- 7) What partnerships will help meet the need?
- 8) How can we treat the person in need with dignity and respect?
- 9) What follow-up will be needed after the project?
- 10) When will we meet the need?





## Royal Ambassadors and the World Hunger Fund

Did you know the Southern Baptists operate a World Hunger Fund and that 100 percent of the money donated actually goes to feed hungry people? The Web site [www.royalambassadors.org/hunger](http://www.royalambassadors.org/hunger) has information about RAs and World Hunger.

RAs and their leaders can carry out many different activities to help the hungry. In doing so, RAs learn about the needs of hungry people in their own neighborhood and around the world, and they demonstrate a “Christlike concern for all people.”

Such activities may focus on local hunger relief or on hunger needs throughout the world. To earn a World Hunger Relief Patch (or a chevron indicating it was earned in a previous year) an RA needs to:

- Study and complete the materials on the RA Web site at [www.royalambassadors.org/hunger](http://www.royalambassadors.org/hunger). An alternative to this is to read all the missionary stories in the October *Lad* or *Crusader* magazines and complete the associated recall activities.
- Complete two projects related to hunger relief (one with a local focus and one with a world focus).
- Lads learn Matthew 25:35; Crusaders learn 1 John 3:17.

## Missions Activity Patch

The Missions Activity patch (or a year chevron) is awarded each year for the first mission project in which an RA participates. Find suggestions each month in the RA leaders’ magazines.



## Opportunity Now

Earn the Opportunity Now patch and help people struggling to cope with disasters. This patch is awarded to RAs who earn at least \$10.00 and contribute it to the Opportunity Now Disaster Relief fund of the North American Mission Board. Every penny—100 percent—of the money raised goes to help people struck by hurricanes, floods, or other disasters.

Use the Opportunity Now Contribution Record located in the forms section to keep up with your RA chapter’s Opportunity Now fundraising efforts. Each boy who raises \$10.00 will receive either a **free** Opportunity Now patch, or if he has already earned this award, a **free** yearly RA chevron to display near the patch already earned.





## World Walk for North American Missions or for International Missions

What's a world walk? RAs ask sponsoring people to pay a specific amount for every mile, lap, and so on the RA plans to walk (or to pledge a total amount). After the walk, the RAs collect the pledged money and have their church send the money to the North American Mission Board or International Mission Board.


### Items needed:

- Copies of the World Walk for Missions Pledge Sheet located in the forms section.
- A place and time to walk.
- Permission forms for each participant.

### Benefits:

- RAs learn how the money raised will be used.
- RAs learn that every cent is important when helping minister to people around the globe.
- Sponsors and RAs gain a sense of working together in God's mission.
- RAs who complete a walk are eligible to receive a World Walk patch (or for each additional walk, a chevron to add below the patch).

Many RA chapters plan walks in late fall for an International emphasis and for early spring for a North American emphasis.



## Give your RAs credit!



Your RAs work hard on their mission projects. Each year, RAs all over the world do a tremendous amount to raise money for World Hunger, the Annie Armstrong Easter Offering® for North American Missions, the Lottie Moon Christmas Offering® for International Missions, and other causes.

Take the time to take some action photos of the boys working on their project. Your church newsletter, local paper, and state Baptist paper are always on the lookout

for appealing stories. You may even consider having a local radio, TV, or local cable news outlet come and cover the story. And of course *Lad* and *Crusader* magazine always need stories about RA happenings.




# RA Racers

Boys love to build things. They love to race things. RA Racers lets them do both. Kits are available for Racecars, Linegliders, and Sailboats. Here are some tips on how to have fun with these interest activities.

## RA Racecar Events

Here are a few suggestions to make your RA Racecar event run smoothly:

- Racecars are made from pine and when weighted can weigh a maximum of 5 ounces.
- The official RA Racecar supplier is Royal Racers in Sparta, Tenn. Check out their Web site, [www.royalracers.com](http://www.royalracers.com). RA Racecars are cheaper if you order in bulk.
- Let the boys take their cars home. It will take some time and work to make a good RA Racecar. The boys should do most of the work themselves, but they will probably need some help and guidance to put the wheels and weights on the car. This is a great project for a son and his dad. Remember that some boys do not have anyone to help them at home.
- Ask for fathers and people interested in woodworking to help. You will be affirming them in their ministry while making the project easier for the boys and yourself.
- The week before the race, encourage the boys to bring the cars to church and work on them during the RA meeting. This gives the leaders a chance to help any boy who may need it.
- Make sure all boys receive a set of rules to avoid any problems. Some states have different rules about RA Racecar events. Make sure you have the right rules for your state if you plan to compete in regional or state events. Contact information for state RA leaders is available at [www.royalambassadors.org](http://www.royalambassadors.org).
- Make sure parents know about the race.
- For the race weigh-in, borrow your church's postal scale. It has finer gradations than a package scale.
- Generally, the heavier the car is the faster it runs. There are many types of weights that you can buy or make. Some are directly attached to the bottom of the race car with screws. These weights are easier to use but some associations do not allow weights that are not flush mounted on the car bottom. Be sure to have some extra weights on hand at the race because someone always forgets to weight his car.
- Have two people serve as finish-line judges. Electronic finish lines and prefabricated tracks are available.
- It is best to have racers in divisions based on ages. First, second, and third place winners and best design can be recognized for each division. Make sure the divisions are not too large so every boy has a chance to win. Let winners from each division race against each other. Recognize the Grand Champion.
- It is also fun for the leaders to make cars and race against the boys. Sometimes the results are surprising.






## RA Lineglider Air Races

The boys build lineglider kits (see below for source) or make linegliders from balsa wood. A lineglider is in the shape of an airplane body, with a propeller powered by a rubber band. Two loops of wire fastened to the top of the lineglider allow it to be guided along a taut string.

Stretch two strings across the room. You can anchor them so they are the same distance. Let each boy place his lineglider on the string. Competitors can be divided into brackets the same way as they are for RA Racecars. At the word “go!” the boys release the linegliders and propellers. Have two people serve as finish-line judges. First lineglider across the finish line (generally an ink mark on each line) is the winner.



## RA Sailboat Rain Gutter Regatta

The boys build sailboat kits from ready-made kits or wood blocks (have them all the same size and shape) with a short dowel mast and a paper sail. To set up the race, you need two sawhorses or a long table, and two equal lengths of aluminum or plastic rain gutter with the ends closed up. The gutters are filled with water. Two boys place their boats, one at the end of each gutter. At the “go” signal, the boys provide the “wind-power” for their sailboats by blowing on the sail. They cannot physically touch the gutter, supports, or boat in any way. First one to the other end wins. Use a bracket setup to determine the champion. (You can use single or double elimination, or check with your state RA office to see if there are regional or state competitions or state RA rules on the length of the gutters, etc.)



## Stringy Straw Sliders

This one’s fast, cheap, and easy. Have two strings the same length, each fixed to a chair or other object several feet away. Give each boy a straw. If you like, you can have brackets for the competition, or just pair up the boys and have a “slide-off.” At “go!” each boy has to thread the free end of the string through his straw. Then he holds the end of the string and stands in place. He uses arm movements to create vibration to move the straw to slide to the fixed end of the string. First straw there wins!

## Kit Sources

MakeTracks company is owned by a nationally certified RA trainer, Frank Green. He makes kits and supplies parts for all kinds of racer kits, plus other craft kits and RA racecar tracks. Kits for pinewood racecars can be purchased at hobby shops, craft discount stores, and some department stores. You can also design your own kits and have someone who’s good with woodworking to cut out the parts.

MakeTracks/Royal Racers  
Phone: (931) 935-8201  
Fax (931) 935-8203  
192 Lovejoy Road  
Sparta, TN 38583-3370  
E-mail: [info@royalracers.com](mailto:info@royalracers.com)

## Official Rules

The reason we do not give RA Racers rules in this book or post them on the national RA Web site is that the rules are set by your state convention’s RA organization, and they vary from state to state. For instance, a car that would be perfectly “legal” under Texas rules could be disqualified in Georgia. Or, one state will require one length of line for Linegliders, while the state just to the north requires half that length. Contact your state to get the “official rules” for your area.



# RA Week Ideas

Royal Ambassador Week provides an opportunity for the church, as a world-wide mission center, to acknowledge the strategic importance of RA ministry.

RA Week also provides up to a week's worth of concentrated effort toward projects, activities, and special assignments that reinforce the goal of being on mission. RA Week can be a time of recognizing individual and chapter achievement and a time when others receive ministry from RA members.

## RA Week Ideas

- Have RAs sit together or in a special area with their families during worship. Recognize them, and as a group have them say the RA Pledge in unison. Have a special prayer for the boys.
- Recognize new members who have made their RA membership commitments. Present the membership pin, membership patch, membership card, RA vest or any other item welcoming the boys into RAs.
- Present to the church any RAs who have participated in projects or have achieved unique levels of performance (e.g., perfect attendance, completed Personal Growth Plan levels).
- RA Week is a great time to plan an on-mission project. The basic rule for a mission project or activity is to minister to specific people in a way that helps them be receptive to the message of salvation.
- Throughout RA Week, provide times for completing interest activities that strengthen relationships within the chapter and attract prospects.
- Hold an RA Racer derby, using racecars, linegliders, or sailboats.
- Have a lock-in. Include campcraft activities, missionary speakers, and games.
- Plan a hike or campout. This gives your RAs a chance to bring lost friends to an outdoor setting. Include campcraft training as an activity.



**Many churches observe Living with Urgency: Children's Missions Celebration Day. Encourage your pastor to use this day not only for RA recognition but also for a sermon emphasis on the importance of (and your church's role in) raising up a generation of on-mission Christians. Additional helps on this emphasis can be found at [www.kidzplace.org](http://www.kidzplace.org).**





# Your Church, Royal Ambassadors, and the Law

The number of lawsuits has grown immensely in the last few decades. Churches are not immune. Do not endanger your church's witness and ministries because you did not take the necessary precautions. Check your state's laws and protect your church, the boys and their families, your RA leaders, and yourself.

Churches, church organizations, and ministries must operate on the assumption that they, their employees, and volunteers are subject to being sued for negligence, and for negligence by anyone connected with them. Even successful defenses have had enormous legal costs. Insurance costs have also dramatically increased.

RA Ministry Leaders and RA leaders, make the best use of the resources given by those who support your church. Minimize the risks! The boys' safety must be the highest priority.

An RA leader who is an attorney tells us that, in general, you and other volunteers are held to the standard of care which prudent persons would have exercised under the same circumstances. Use common sense!

- Is it prudent to take 7-year-olds camping overnight in a wilderness area?
- Is it prudent to allow RAs to jump on a trampoline?
- Is it prudent to take RAs rock climbing? Are proper safety procedures explained and followed? Is safety equipment present, adequate, and used properly?
- Is it prudent to allow someone to drive for the group without checking his or her driving record?
- Is it prudent to have anyone work with children without having a background check? (Many churches now require this routinely before anyone works in their children's ministries.)
- Do the leaders have the proper training? What safety procedures are in place? Courts have asked these questions about how churches select employees and volunteers:
- What did the church know about the volunteer?
- What care did the church take in making the selection?

Your duty as leader of the church's Royal Ambassador ministry includes making sure that leaders are good people who will be faithful to do the job. You also need to train them suitably. (See pages 24-31 of *Leading Royal Ambassadors* for training suggestions.) Note the Risk Management Planning tips on the following page.

Every RA activity should be appropriate for the boys' ages and experience. As you plan, think about safety. Check the equipment. Make sure instructions are clear to leaders and the boys. You'll need to ask parents' permission in advance for their boys to take part in some activities.

Make sure you have the proper ration of leaders to boys. **Always** have at least two adults in the room with RAs. Even if only one RA attends, if the leader is not his father, you need two adults. In general, you need one adult leader for each five boys. As your group grows, add more leaders.

You'll find sample medical forms, injury report forms, and activity permission slips located in the forms section. Have someone who knows your community's legal situation check them out for appropriateness in your state or province. Report any injuries to the boy's parents and to the church.



**1 leader for each  
5 boys. ALWAYS  
at least 2 adults  
in a room with  
RAs.**

NOTE: Some Royal Ambassador groups use the term "counselor" for their leaders. This term is only to be interpreted as a volunteer adult helper, encourager, teacher and/or leader of children. The role of "counselor" in the Royal Ambassador organization does not require, include, or imply any professional counseling, skill, training, or experience.



# Risk Management Planning for RA Leaders

Making a plan can help you let parents and the church know you are working to keep Royal Ambassadors safe and fun. These suggestions help you ask questions in order to locate people to contact in case of an emergency, understand the places where emergency care can be obtained, and prepare to respond quickly and effectively in an emergency.

Find out what your church's policies are on dealing with emergencies, outings, and accidents. This includes what to do, where to go, and who to contact. It is useful to have RA leaders take training in first-aid and CPR.

Complete information forms on all boys. Include the boy's name, parents' names, siblings' names, address, e-mail address (if available), phone number, allergies, pets, and birth date. Update this information yearly.

Use a permission form that includes the information above plus parents' cell phone number (if available), allergies, medication, family doctor, doctor's phone number, and the church's insurance company and policy number. Get permission forms notarized. **Get a permission form for any activity done away from the church.** You'll find sample medical forms, injury report forms, and activity permission slips located in the forms section.

## Risk Management Plan (sample)

Name of activity: RA Racer Car construction Date(s) of activity: March 5, 9, 19, 2008

Age level of participants: Lads grades 1 - 3 Additional adults present: 3 fathers of RAs

Description of activity: The activity will involve the boys sanding by hand, painting, and an adult cutting a recess in each car with a Dremel power drill so weights can be inserted. The cars consist of a pine block. Adults will instruct the boys in safe procedures, especially inserting axles and wheels.

Safety needs to consider in doing the activity (include equipment, area, supervision):

Equipment and supplies needed:

- Dremel drill, sandpaper, paint, electric outlet, safety glasses, scrap wood block, hammer.
- First-aid kit with band-aids needed in case of injury. (Will be brought from church storage closet.)

Safety concerns:

- Ventilation is needed to handle the dust from the sanding.
- An adult will do the cutting of the car for the weights. A safety perimeter will be established around the drill with the adult using it. Safety glasses will be worn.

Emergency response:

- In case of injury, apply first-aid, and immediately notify parent(s) of the injured boy.
- Contact Deacon (Dr.) Joe Smith, and if needed call ambulance from Baptist East Hospital (909) 555-5555.



# Evaluating Your RA Ministry and Reporting to Your Church



How do you know if your RA ministry is successful? Are the boys really learning how to be ambassadors for Christ? Are the boys and the leaders enjoying their experiences?

## **Making RAs Enjoyable for Boys and Leaders**

- Do not hesitate to make adjustments to the schedule or materials!
- If boys are enjoying an activity and want to continue longer than the time specified, adjust the time for another part of the meeting.
- Modify activities for boys with special physical or other needs.
- Generally, the busier and more involved the boys are, the less apt they are to behave inappropriately.
- Do not be afraid to ask someone to come help in the meeting just to assist with one or two boys who need extra attention.
- Do not forget to say “Thanks!” to your leaders and others who help with the RA ministry.

## **EVALUATING PLANS**

After each meeting, or at least once monthly, you can use a copy of the Meeting Evaluation/Report (forms section) to evaluate the session with the other leaders. Determine the strengths and weaknesses of the meeting, and you will be ready to plan next week’s meeting.

If you reproduce the sheets as front and back of the same page you can have your meeting plans and evaluations in one place.

## **Be a Myth Buster!**

**There’s a myth floating around that Royal Ambassadors is not around anymore.**

**Help be a myth buster by making sure your church reports your RA enrollment on the Annual Church Profile (ACP). Your pastor or church clerk will know who fills out this annual information sheet. In some years, there is a separate line for RA enrollment. In other years, there is only a line for “men and boys” involved in mission organizations. Either way, count every boy and leader who was enrolled for any part of the year!**

Keep the sheets in a notebook, and bit by bit you are creating a great tool for annual evaluation. Do the same with the Mission Project planning and evaluation sheets (forms section).

## **REPORTING TO THE CHURCH**

Each month, send a report to the RA ministry leader (forms section). Compiling those monthly reports helps the ministry leader make a comprehensive report to the church (forms section).

Another important part of reporting on your RA chapter’s ministry is helping the boys send in jokes and art to the national magazines. (Instructions for this are included on the joke and art pages.) Also, the magazine editors are always in need of “action shot” photographs of RA boys doing mission projects or other activities. If you send digital photos make sure they are at least 300 dpi.



---

# Recognition Service Outline

## Recognition Services

Your chapter should have a recognition service at least quarterly. Recognitions include:

**First Quarter (September-November):** Welcoming Time for new RAs; Welcoming Time for those promoting to Crusaders; Personal Growth Plan Bars earned; World Hunger patch

**Second Quarter (December-February):** Welcoming Time for new RAs; activity patches; International Mission Study patch; Personal Growth Plan Bars earned; Service Stars earned

**Third Quarter (March-May):** Welcoming Time for new RAs; activity patch; North American Mission Study patch; Personal Growth Plan Bars earned; Service Stars earned; Yearly patch/pins earned

**Fourth Quarter (June-August):** Welcoming Time for new RAs; yearly pins/patches, Personal Growth Plan Bars earned; Service Stars earned; patches earned for sports activities; athletic patches; campcraft patches; Bible memory medals

---

## Sample Recognition Service

People Involved:

- RA Ministry Leader
- Soloist
- Pastor
- Children's Minister or Ministry Leader

Room Arrangement: Church auditorium or large room with stage area

### Service:

Prelude (mission hymns)

Welcome. .... RA Ministry Leader

Hymn ..... "Shine, Jesus, Shine"

Prayer Calendar ..... Crusaders

Special Music by Soloist ..... "People Need the Lord"

Royal Ambassador Recognition ..... Pastor

- Personal Growth Plan Awards
- Other Awards
- Special Awards\*

Hymn ..... "We've a Story to Tell"

Benediction ..... Children's Minister or Ministry Leader

\* Special awards can include Lad and Crusader of the Year (1 boy chosen from each grade) or Royal Ambassadors of the Year (1 boy from Lads and 1 boy from Crusaders)



# ROYAL AMBASSADORS

## 2009-2010

# CURRICULUM




- RA Plans
- Bible Verses
- Planning Calendar



## 2009-2010 RA Plans


## Baptist Church

	SEPTEMBER 2009	OCTOBER 2009	NOVEMBER 2009
<b>Pledge focus</b>	RA Motto: "We are ambassadors for Christ."	... to become a well-informed, responsible follower of Christ	... to have a Christlike concern for all people
<b>Areas to be studied</b>	International Missions North American Missions	International Missions North American Missions	International Missions North American Missions
<b>Monthly Theme</b>	Becoming Ambassadors	Dress for Battle	Preparing for Battle
<b>Lad virtue</b>	Introduce all	Loyalty	Friendship
<b>Lad mission project</b>	September Socks Cookies for Custodians	Fishers of Men Food for Alaska	On-the-Road Christmas Party Origami Ornament Giveaway
<b>Crusader virtue</b>	Introduce all	Faith	Compassion
<b>Crusader mission project</b>	Thank-You Letters Window Washers	Wild Game Dinner or Fish Fry Outdoor Survival Kits	Soup Mix Sales Event Origami Ornament Giveaway
<b>Other mission project</b>			
<b>Parent or recognition event</b>			
<b>Guest testimony or speaker</b>			
<b>Other RA event</b>			



## 2009-2010 RA Plans


## Baptist Church

	DECEMBER 2009	JANUARY 2010	FEBRUARY 2010
<b>Pledge focus</b>	RA Motto: "We are ambassadors for Christ."	... to become a well-informed, responsible follower of Christ	... to have a Christlike concern for all people
<b>Areas to be studied</b>	International Missions	International Missions North American Missions	North American Missions
<b>Monthly Theme</b>	Staying on Course	Work as a Unit	Doing Your Best
<b>Lad virtue</b>	Courage	Responsibility	Honesty
<b>Lad mission project</b>	Walk the Mall for Miss Lottie Courageous Children	Lock-in/Survival School GPS Prayer Walk	Missionary Encourager RA Workday
<b>Crusader virtue</b>	Perseverance	Teamwork	Self-discipline
<b>Crusader mission project</b>	Walk the Mall for Miss Lottie Staying on Course!	Lock-in/Campcraft Fest GPS Prayer Walk	Missionary Encourager RA Workday
<b>Other mission project</b>			
<b>Parent or recognition event</b>			
<b>Guest testimony or speaker</b>			
<b>Other RA event</b>			



## 2009-2010 RA Plans

## Baptist Church


	<b>MARCH 2010</b>	<b>APRIL 2010</b>	<b>MAY 2010</b>
<b>Pledge focus</b>	RA Motto: "We are ambassadors for Christ."	... to become a well-informed, responsible follower of Christ	... to have a Christlike concern for all people
<b>Areas to be studied</b>	North American Missions	International Missions North American Missions	International Missions North American Missions
<b>Monthly Theme</b>	Forward March	Obedying Commands	Know Your Duty
<b>Lad virtue</b>	Review all	Loyalty	Friendship
<b>Lad mission project</b>	Pack a Backpack Ride for Annie	Canned Missions Missions Prayer Trek	Yard Sale for Disaster Relief Fire Department Appreciation
<b>Crusader virtue</b>	Review all	Faith	Compassion
<b>Crusader mission project</b>	Distribute GPS materials Annie Homerun Derby	Canned Missions Missions Prayer Trek	Makin' Tracts Walking for Disaster Relief
<b>Other mission project</b>			
<b>Parent or recognition event</b>			
<b>Guest testimony or speaker</b>			
<b>Other RA event</b>			





## 2009-2010 RA Plans

## Baptist Church

	June 2010	July 2010	August 2010
<b>Pledge focus</b>	RA Motto: "We are ambassadors for Christ."	... to become a well-informed, responsible follower of Christ	... to have a Christlike concern for all people
<b>Areas to be studied</b>	International Missions North American Missions	International Missions North American Missions	International Missions North American Missions
<b>Monthly Theme</b>	Fighting for What's Right	Meeting the Needs	Job Well Done
<b>Lad virtue</b>	Courage	Responsibility	Honesty
<b>Lad mission project</b>	Popsicle® Break Lemonade Stand	Churchwide Book Drive Giving Water for Life	Christmas in August Comic Book/Magazine Drive
<b>Crusader virtue</b>	Perseverance	Teamwork	Self-discipline
<b>Crusader mission project</b>	Signing for Jesus Son-Kissed Collection	Adopt a School Faculty Game Night - Men vs. Boys	Christmas in August Yuck Night!
<b>Other mission project</b>			
<b>Parent or recognition event</b>			
<b>Guest testimony or speaker</b>			
<b>Other RA event</b>			



These pages are included so your boys can work on their memory verses ahead of time. Scriptures are Holman Christian Standard version.

MONTH	WEEK 1	WEEK 2	WEEK 3	WEEK 4
<b>SEPTEMBER</b>	"Therefore, we are ambassadors for Christ" (2 Corinthians 5:20). "	"You will be My witnesses" (Acts 1:8).	"I planted, Apollos watered, but God gave the growth" (1 Corinthians 3:6).	"No one should despise your youth; instead, you should be an example to the believers in speech, in conduct, in love, in faith, in purity" (1 Timothy 4:12).
<b>OCTOBER</b>	"'Follow Me,' He told them, 'and I will make you fish for people'" (Matthew 4:19).	"You reveal the path of life to me" (Psalm 16:11).	"But be doers of the word and not hearers only" (James 1:22).	"You are My friends if you do what I command you" (John 15:14).
<b>NOVEMBER</b>	"The Lord is near the brokenhearted" (Psalm 34:18).	"A gentle answer turns away anger" (Proverbs 15:1).	"Just as you want others to do for you, do the same for them" (Luke 6:31).	"How good and pleasant it is when brothers can live together" (Psalm 133:1).
<b>DECEMBER</b>	"Here I am. Send me" (Isaiah 6:8).	"Don't neglect to show hospitality" (Hebrews 13:2).	"Every knee will bow to Me, and every tongue will give praise to God" (Romans 14:11).	"Lord, be my helper" (Psalm 30:10).
<b>JANUARY</b>	"Go into all the world and preach the gospel to the whole creation" (Mark 16:15).	"And we ourselves proclaim to you the good news" (Acts 13:32).	"Even a young man is known by his actions" (Proverbs 20:11).	"Lord, be my helper" (Psalm 30:10).
<b>FEBRUARY</b>	"Give thanks in everything" (1 Thessalonians 5:18).	"Your life should be free of the love of money. Be satisfied with what you have" (Hebrews 13:5).	"Do everything without grumbling and arguing" (Philippians 2:14).	"Don't criticize one another, brothers" (James 4:11).



These pages are included so your boys can work on their memory verses ahead of time. Scriptures are Holman Christian Standard version.

MONTH	WEEK 1	WEEK 2	WEEK 3	WEEK 4
<b>MARCH</b>	"Godliness is beneficial in every way, since it holds promise for the present life and also for the life to come" (1 Timothy 4:8).	"Do not be conformed to this age, but be transformed by the renewing of your mind, so that you may discern what is the good, pleasing, and perfect will of God" (Romans 12:2).	"May the words of my mouth and the meditation of my heart be acceptable to You, Lord, my Rock and my Redeemer" (Psalm 19:14).	"Then God said, 'Let the earth produce vegetation'" (Genesis 1:11).
<b>APRIL</b>	"My God will supply all your needs" (Philippians 4:19).	"Lord, teach us to pray" (Luke 11:1).	"All things are possible with God" (Mark 10:27).	"God is my helper" (Psalm 54:4).
<b>MAY</b>	"God provides homes for those who are deserted" (Psalm 68:6).	"Each helps the other" (Isaiah 41:6).	"By this all people will know that you are My disciples, if you have love for one another" (John 13:35).	"Love your neighbor as yourself" (Romans 13:9).
<b>JUNE</b>	"The Lord is my helper; I will not be afraid." (Hebrews 13:6).	"But those who trust in the Lord will renew their strength" (Isaiah 40:31).	"Do not be conquered by evil, but conquer evil with good" (Romans 12:21).	"Pray also for me ... to make known with boldness the mystery of the gospel" (Ephesians 6:19).
<b>JULY</b>	"Do what is right and good" (Deuteronomy 6:18).	"Trust in the Lord and do what is good" (Psalm 37:3).	"Now faith is the reality of what is hoped for, the proof of what is not seen" (Hebrews 11:1).	"Therefore don't worry about tomorrow, because tomorrow will worry about itself" (Matthew 6:34).
<b>AUGUST</b>	"Glorify God in your body" (1 Corinthians 6:20).	"How can a young man keep his way pure? By keeping Your word" (Psalm 119:9).	"Be kind and compassionate to one another" (Ephesians 4:32).	"Speak the truth, each one to his neighbor" (Ephesians 4:25).



# Bible Verses 2009-2010 *Crusader*

These pages are included so your boys can work on their memory verses ahead of time. Scriptures are Holman Christian Standard version.

MONTH	WEEK 1	WEEK 2	WEEK 3	WEEK 4
<b>SEPTEMBER</b>	"Therefore since we also have such a large cloud of witnesses surrounding us, let us lay aside every weight and the sin that so easily ensnares us, and run with endurance the race that lies before us" (Hebrews 12:1).	"You will be My witnesses in Jerusalem, in all Judea and Samaria, and to the ends of the earth" (Acts 1:8).	"Declare His glory among the nations, His wonderful works among all peoples" (Psalm 96:3).	"And Jesus increased in wisdom and stature, and in favor with God and with people" (Luke 2:52).
<b>OCTOBER</b>	"Give thanks to the Lord, for He is good; His faithful love endures forever" (Psalm 107:1).	"Make Your ways known to me, Lord; teach me Your paths" (Psalm 25:4).	"Your Father knows the things you need before you ask Him" (Matthew 6:8).	"I am with you and will watch over you wherever you go" (Genesis 28:15).
<b>NOVEMBER</b>	"You have received free of charge; give free of charge" (Matthew 10:8).	"Do not judge, and you will not be judged. Do not condemn, and you will not be condemned. Forgive, and you will be forgiven" (Luke 6:37).	"As He stepped ashore, He saw a huge crowd, felt compassion for them, and healed their sick" (Matthew 14:14).	"Now we who are strong have an obligation to bear the weaknesses of those without strength, and not to please ourselves" (Romans 15:1).
<b>DECEMBER</b>	"You will seek Me and find Me when you search for Me with all your heart" (Jeremiah 29:13).	"Just as you want others to do for you, do the same for them" (Luke 6:31).	"As I live, says the Lord, every knee will bow to Me, and every tongue will give praise to God" (Romans 14:11).	"As for me and my family, we will worship the Lord" (Joshua 24:15).
<b>JANUARY</b>	"Go into all the world and preach the gospel to the whole creation" (Mark 16:15).	"For we are God's co-workers" (1 Corinthians 3:9).	"After this, the Lord appointed 70 others, and He sent them ahead of Him in pairs to every town and place where He Himself was about to go" (Luke 10:1).	"But how can they call on Him in whom they have not believed?" (Romans 10:14)
<b>FEBRUARY</b>	"Be diligent to present yourself approved to God, a worker who doesn't need to be ashamed, correctly teaching the word of truth" (2 Timothy 2:15).	"We will do and obey everything that the Lord has commanded" (Exodus 24:7).	"This is the day the Lord has made; let us rejoice and be glad in it" (Psalm 118:24).	"If you love Me, you will keep My commandments" (John 14:15).





# Bible Verses 2009-2010 *Crusader*

These pages are included so your boys can work on their memory verses ahead of time. Scriptures are Holman Christian Standard version.

MONTH	WEEK 1	WEEK 2	WEEK 3	WEEK 4
<b>MARCH</b>	"But set apart the Messiah as Lord in your hearts, and always be ready to give a defense to anyone who asks you for a reason for the hope that is in you" (1 Peter 3:15).	"Go back home to your own people, and report to them how much the Lord has done for you and how He has had mercy on you" (Mark 5:19).	"A joyful heart is good medicine, but a broken spirit dries up the bones" (Proverbs 17:22).	"I planted, Apollos watered, but God gave the growth" (1 Corinthians 3:6).
<b>APRIL</b>	"For we walk by faith, not by sight" (2 Corinthians 5:7).	"For by grace you are saved through faith, and this is not from yourselves; it is God's gift" (Ephesians 2:8).	"So faith comes from what is heard, and what is heard comes through the message about Christ" (Romans 10:17).	"Now without faith it is impossible to please God, for the one who draws near to Him must believe that He exists and rewards those who seek Him" (Hebrews 11:6).
<b>MAY</b>	"God provides homes for those who are deserted" (Psalm 68:6).	"The Lord is near all who call out to Him" (Psalm 145:18).	"And the King will answer them, 'I assure you: Whatever you did for one of the least of these brothers of Mine, you did for Me'" (Matthew 25:40).	"In every way I've shown you that by laboring like this, it is necessary to help the weak and to keep in mind the words of the Lord Jesus, for He said, 'It is more blessed to give than to receive'" (Acts 20:35).
<b>JUNE</b>	"Consider it a great joy, my brothers, whenever you experience various trials, knowing that the testing of your faith produces endurance" (James 1:2-3).	"Keep asking, and it will be given to you. Keep searching, and you will find. Keep knocking, and the door will be opened to you. For everyone who asks receives, and the one who searches finds, and to the one who knocks, the door will be opened" (Matthew 7:7-8).	"But those who trust in the Lord will renew their strength; they will soar on wings like eagles; they will run and not grow weary; they will walk and not faint" (Isaiah 40:31).	"Brothers, do not grow weary in doing good" (2 Thessalonians 3:13).
<b>JULY</b>	"Each one helps the other, and says to another, 'Take courage!'" (Isaiah 41:6).	"Go, therefore, and make disciples of all nations, baptizing them in the name of the Father and of the Son and of the Holy Spirit" (Matthew 28:19-20).	"Show family affection to one another with brotherly love. Outdo one another in showing honor" (Romans 12:10).	"Dear friends, if God loved us in this way, we also must love one another" (1 John 4:11).
<b>AUGUST</b>	"So my aim is to evangelize where Christ has not been named, in order that I will not be building on someone else's foundation" (Romans 15:20).	"Trust in the Lord with all your heart, and do not rely on your own understanding; think about Him in all your ways, and He will guide you on the right paths" (Proverbs 3:5-6).	"Even a young man is known by his actions—by whether his behavior is pure and upright" (Proverbs 20:11).	"Now, the Lord of Hosts says this: 'Think carefully about your ways'" (Haggai 1:5).



## SEPTEMBER 2009

SUNDAY	MONDAY	TUESDAY	WEDNESDAY	THURSDAY	FRIDAY	SATURDAY
		1	2	3	4	5
6 <b>Single Adult Sunday</b>	7 <b>Labor Day</b>	8	9	10	11	12
13	14	15	16	17	18	19
20 <b>Anti-Gambling Sunday</b>	21 <b>SBC Discipleship Rally</b>	22	23 <b>See You at the Pole</b>	24	25	26
27	28	29	30 			







## OCTOBER 2009

SUNDAY	MONDAY	TUESDAY	WEDNESDAY	THURSDAY	FRIDAY	SATURDAY
<b>Cooperative Program Emphasis</b> Because you give to the Cooperative Program, more than 10,000 Southern Baptist missionaries are able to share Christ worldwide. For more information, visit <a href="http://www.cpmissions.net">www.cpmissions.net</a> .				1	2	3
4 Living with Urgency: Soul-Winning Commitment Day	5	6	7	8	9	10
11 World Hunger Sunday 	12 Columbus Day	13	14	15	16	17
18	19	20	21	22	23	24
25	26	27	28	29	30	31 Halloween or Fall Harvest





## NOVEMBER 2009

SUNDAY	MONDAY	TUESDAY	WEDNESDAY	THURSDAY	FRIDAY	SATURDAY
<b>This month contact your state convention office to get RA Racer information!</b> 						
1 Living with Urgency: Children's Missions Celebration Day <i>(observed as RA Sunday in some churches)</i>	2	3	4	5	6	7
 <b>Royal Ambassador Week: November 1-7</b> 						
8	9	10	11 Veteran's Day	12	13	14
15	16	17	18	19	20	21
22	23	24	25	26 Thanksgiving 	27	28
29	30					







## DECEMBER 2009

SUNDAY	MONDAY	TUESDAY	WEDNESDAY	THURSDAY	FRIDAY	SATURDAY
		1	2	3	4	5
<b>Nov. 29-Dec. 6: Week of Prayer and Mission Study for International Missions and the Lottie Moon Christmas Offering®.</b> Learn more at <a href="http://www.imb.org">www.imb.org</a> .					 <b>International Mission Board</b> <small>SOUTHERN BAPTIST CONVENTION</small>	
6 	7	8	9	10	11	12
13	14	15	16	17	18	19
20	21	22	23	24 <b>Christmas Eve</b>	25 <b>Christmas Day</b> 	26
27	28	29	30	31 <b>New Year's Eve</b>		



# JANUARY 2010

SUNDAY	MONDAY	TUESDAY	WEDNESDAY	THURSDAY	FRIDAY	SATURDAY
<div>  <p>Be sure to make reservations for attending RA camp this summer!</p>  </div>					1 <b>New Year's Day</b>	2
3	4	5	6	7	8	9
10	11	12	13	14	15	16
17 <b>Sanctity of Human Life Sunday</b>	18 <b>Martin Luther King, Jr. Day</b>	19	20	21	22	23
24 31	25	26	27	28	29	30




## FEBRUARY 2010

SUNDAY	MONDAY	TUESDAY	WEDNESDAY	THURSDAY	FRIDAY	SATURDAY
	1	2	3	4	5	6
7	8	9	10	11	12	13
14 <b>Valentine's Day</b>  <b>Racial Reconciliation Sunday</b>	15 <b>President's Day</b>	16	17	18	19	20 <b>Children's Ministry Day</b>
21	22	23	24	25	26	27
28						






## MARCH 2010

SUNDAY	MONDAY	TUESDAY	WEDNESDAY	THURSDAY	FRIDAY	SATURDAY
	1	2	3	4	5	6
7	8	9	10	11	12	13
 <p><b>ANNIE ARMSTRONG</b> EASTER OFFERING® FOR NORTH AMERICAN MISSIONS</p>		<b>Week of Prayer and Mission Study and the Annie Armstrong Easter Offering®, March 1-8</b>				
14	15	16	17	18	19	20
21 <b>Substance Abuse Prevention Sunday</b>	22	23	24	25	26	27
28 <b>On Mission: Planting New Congregations Sunday</b>	29	30	31			







## APRIL 2010

SUNDAY	MONDAY	TUESDAY	WEDNESDAY	THURSDAY	FRIDAY	SATURDAY
<p>June is a great month for RAs to do something to thank the Baptist Men On Mission for helping them. Plan now!</p> 				1	2 Good Friday	3
4 Easter  <b>SBC Seminaries Sunday</b>	5	6	7	8	9	10
11 Cooperative Program Sunday   COOPERATIVE PROGRAM	12	13	14	15	16	17
18  Life Commitment Sunday	19	20	21	22	23	24
25	26	27	28	29	30	





## MAY 2010

SUNDAY	MONDAY	TUESDAY	WEDNESDAY	THURSDAY	FRIDAY	SATURDAY
<div>Plan RA Mission projects to coincide with Senior Adult Sunday</div>						1
2 Senior Adult Sunday 	3	4	5	6	7	8
Christian Home Week, May 2-9						
9 Mother's Day 	10	11	12	13	14	15
16	17	18	19	20	21	22
23	24 Memorial Day	25	26	27	28	29
30	31					



## JUNE 2010

SUNDAY	MONDAY	TUESDAY	WEDNESDAY	THURSDAY	FRIDAY	SATURDAY
		1	2	3	4	5
6	7	8	9	10	11	12
	<b>Crossover (Orlando, Florida), June 7-12</b>				<b>+ Crossover</b> →	
13	14	15	16	17	18	19
			<b>Southern Baptist Convention Orlando, Florida June 15-16</b>			
20 Father's Day  Baptist Men's Emphasis	21	22	23	24	25	26
27 Mission: Dignity Sunday 	28	29	<b>Many retired pastors, church staff members, or their widows do not receive an adequate retirement. How about having RAs lead the church to "Adopt an Annuitant." Contact Guidestone (formerly the Annuity Board) or your state convention office for more information.</b>			




## JULY 2010

SUNDAY	MONDAY	TUESDAY	WEDNESDAY	THURSDAY	FRIDAY	SATURDAY
				1	2	3
4 <b>Citizenship and Religious Liberty Sunday</b>	5	6	7	8	9	10
11	12	13	14	15	16	17
18	19	20	21	22	23	24
25	26	27	28	29	30	31



## AUGUST 2010

SUNDAY	MONDAY	TUESDAY	WEDNESDAY	THURSDAY	FRIDAY	SATURDAY
 <b>Recognize the Lads from your group who will move up to Crusaders. Recognize Crusaders who will be moving up to the Challengers organization</b>						
	1	2	3	4	5	6
	7	8	9	10	11	12
	13	14	15	16	17	18
	19	20	21	22	23	24
<b>Social Issues Sunday</b>						
<b>Living with Urgency: Student Evangelism Day</b>						
25	26	27	28	29	30	31



# ROYAL AMBASSADORS

## 2009-2010

## FORMS



- Chapter Registration Form
- Budget Plans
- Order Form for Printed Materials
- Goal-Setting Chart
- Royal Ambassador Kick-off Celebration
- Membership Commitments
- RA Weekly Attendance Chart
- Weekly Meeting Plans
- Meeting Evaluation/Report
- Royal Ambassador Individual Awards Record
- Individual Awards List
- Award Tally Sheet
- Lad Individual Award Record Chart
- Crusader Individual Award Record Chart
- Lad Campcraft Record Chart
- Crusader Campcraft Record Chart
- Bible Memory Record Sheet
- Bible Telling
- Bible Telling Chart
- Mission Project Plan Sheet
- Mission Project Evaluation and Report Sheet
- Opportunity Now Contribution Record
- World Walk for Missions Pledge Sheet
- Risk Management Plan
- Activity Permission Slip
- Activity Medical Form
- Injury Report
- RA Leader's Report
- RA Annual Report to the Church



# Chapter Registration Form

Register each year



Register online at [www.royalambassadors.org/register](http://www.royalambassadors.org/register).

\*Year Chapter Started: \_\_\_\_\_

\*Name of Church : \_\_\_\_\_

\*Street Address: \_\_\_\_\_

\*City: \_\_\_\_\_

\*State/Province: \_\_\_\_\_ \*Country: \_\_\_\_\_ \*ZIP/Postal code: \_\_\_\_\_

\*Phone (Example: 770 555-5555): \_\_\_\_\_

E-mail: \_\_\_\_\_

Your RA Chapter Web site Address: \_\_\_\_\_

\*RA Ministry Leader/Director: \_\_\_\_\_

\*Address: \_\_\_\_\_

\*City: \_\_\_\_\_

\*State/Province: \_\_\_\_\_ \*Country: \_\_\_\_\_ \*ZIP/Postal code: \_\_\_\_\_

\*Phone (Example: 770 555-5555): \_\_\_\_\_

E-mail: \_\_\_\_\_

\*Number of Lads (boys in grades 1-3): \_\_\_\_\_ \*Number of Crusaders (boys in grades 4-6): \_\_\_\_\_

Name of Lad Chapter (missionary name): \_\_\_\_\_

Name of Crusader Chapter (missionary name): \_\_\_\_\_

\*Which resources do you use in your RA program? (check all that apply.)

☐ *Lad/Lad Leader* magazine

☐ *Crusader/Crusader Leader* magazine

☐ *Leading Royal Ambassadors*

☐ *RA Planbook*

☐ *RA Resource Kit*

☐ *Personal Growth Plan* Workbooks

☐ *Patches/Awards*

☐ *Sons of Virtue*

**Submit this form to:**

Royal Ambassador Registration, 4200 North Point Parkway, Alpharetta, GA 30022; or FAX to (678) 624-3412

We will notify your state convention office. Allow 60 days for processing.

**\*Required information**



# Budget Plans

Use this form to prepare a budget for your Royal Ambassador ministry.  
Complete it in time for it to receive proper consideration by your church's budget planning team.

Item Needed	Cost**	Total
<b>Magazines/Periodicals*</b>		
<i>Lad</i> (1 per child): Total needed _____	\$1.29/issue	
<i>Crusader</i> (1 per child): Total needed _____	\$1.29/issue	
<i>Lad Leader</i> (1 per Lad leader): Total needed _____	\$1.52/issue	
<i>Crusader Leader</i> (1 per Crusader leader): Total needed _____	\$1.52/issue	
<i>2009-2010 RA Annual Resource Kit</i> (1 per chapter, or 1 per church that has 1 Lad and 1 Crusader Chapter): Total Needed _____	\$27.95/annual	
<i>RA Planbook</i> (1 per RA leader): Total needed _____	free download	
<b>Books and Awards</b>		
<i>Leading Royal Ambassadors</i> book (1 for the church RA Ministry Leader)	\$5.95/each	
Personal Growth Plan Workbooks	\$4.95/each	
Personal Growth Plan awards		
Personal Growth Plan patches		
<b>General Supplies</b>		
Chapter supplies (glue, paper, pencils, markers, etc.)		
<b>Activities</b>		
Mission activities		
Interest activities		
Associational events		
RA Camp		
State Congress/National events		
Enlistment events		
RA Week		
Uniform assistance		
Miscellaneous costs		
<b>Total Amount Needed</b>		\$

Order Royal Ambassador materials by calling toll-free 1 866 407-NAMB (6262), or online at [www.namb.net/catalog](http://www.namb.net/catalog).

\*Call 1 866 407-6262 for subscription options.

\*\*Check current prices at [www.namb.net/catalog](http://www.namb.net/catalog)

# Order Form for Printed Materials

## Ordering Information

Most Royal Ambassador items are available by calling toll-free 1 866 407-NAMB (6262) or online at [www.namb.net/catalog](http://www.namb.net/catalog). They are also available for purchase at local LifeWay Christian Stores. RA imprinted clothing items are available from LifeWay Specialty Imprints by calling toll-free 1 800 443-8032 or ordering online at [www.lifewaystores.com/specialtyimprints](http://www.lifewaystores.com/specialtyimprints).

## Complete your order form and mail to:

North American Mission Board  
P. O. Box 932650  
Atlanta, GA 31193-2650

or FAX to (770) 442-9742; or call TOLL FREE 1 866 407-NAMB (6262)

For fast and easy online ordering, visit [www.namb.net/catalog](http://www.namb.net/catalog)

\*Call 1 866 407-6262 for subscription options.

Quantity	Materials	Description	Month/Qtr Needed	Price	Total
	<i>Lad*</i>	Essential monthly magazine for Royal Ambassadors, Grades 1-3		3.57/qtr.	
	<i>Crusader*</i>	Essential monthly magazine for Royal Ambassadors, Grades 4-6		3.57/qtr.	
	<i>Lad Leader*</i>	Monthly magazine for Lad RA leaders		4.26/qtr.	
	<i>Crusader Leader*</i>	Monthly magazine for Crusader RA leaders		4.26/qtr.	
	<i>RA Annual Resource Kit</i>	Annual resources for all RA leaders	ANNUAL	27.95 each	

### Shipping and Handling Charges

Please refer to this chart when calculating shipping and handling charges for your order.

From	To	Charge			
\$0.01 .....	\$15.00	\$5.00	\$100.01 ....	\$200.00	\$19.00
\$15.01 .....	\$30.00	\$8.00	\$200.01 ....	\$300.00	\$24.00
\$30.01 .....	\$50.00	\$11.00	\$300.00 ....	\$500.00	\$28.00
\$50.01 .....	\$100.00	\$13.50	\$500.01 ...	\$5,000.00	8%

Prices subject to change without notice

Shipping and Handling

If ordering in Georgia, add 7% tax

**Order Total**

**Send to:**

**Name** \_\_\_\_\_

**Address** \_\_\_\_\_

**City** \_\_\_\_\_

**State** \_\_\_\_\_

**ZIP** \_\_\_\_\_

**E-mail** \_\_\_\_\_

**Ordered by** \_\_\_\_\_

**Daytime Phone ( )** \_\_\_\_\_

# Goal-Setting Chart . . . Planning for Success

In the second chapter of his letter to Titus, Paul encouraged Titus to “teach what is in accord with sound doctrine.” He admonished him to “encourage the young men to be self-controlled. In everything set them an example by doing what is good” (Titus 2:1, 6-7, NIV). Just as Paul planned for success with the gospel by sending Titus to Crete, you can plan for success with Ras this year. Use this chart to set goals for the year.

Goal Area		Goal	Assigned to		Resource people and items needed		To be completed by
Example: Growth	Example: Help start an RA group at our mission congregation	Example: Joe Smith, RA Ministry Leader, Bill Jones, Crusader RA Leader	Example: John Johnson, Associational Missionary Reuben James, Mission Pastor, RA magazines	Example: January 31, 2008			
Enrollment Goal		Evangelism Goal	New Leader Recruitment Goal	Leader Training Goal	RA Award Goal		





---

## Royal Ambassador Kick-Off Celebration



Date: \_\_\_\_\_ Time: \_\_\_\_\_ Place: \_\_\_\_\_

Food: \_\_\_\_\_

Food prep team: \_\_\_\_\_

Publicity: (list plans for how you will publicize this event within the church and especially to the community at large)

\_\_\_\_\_

Publicity team: \_\_\_\_\_

Program events: (include things that are fun for the boys and fun for the parents. Suggestions would be the boys' favorite RA activities from past meetings, an RA racer build-and-race event, a swim party, and so forth. Don't forget to have some type of registration that people turn in so you have contact information. One of the best ways to do this is to have a small prize drawing. To enter the drawing, participants turn in their registration forms.)

Program events team: \_\_\_\_\_

Inspirational speaker: \_\_\_\_\_  
(a very brief devotional or object lesson that addresses and aspect of the RA Motto or Pledge)

Follow-up recruitment team: \_\_\_\_\_  
(current RA members, leaders, and other volunteers who will follow up with phone calls, e-mail, or mail.)



# Membership Commitments

Use the form below to keep track of boys as they complete their membership commitments.

Name	Address	Phone	E-mail	RA Motto	Date Completed	RA Pledge	Date Completed	Date Received Membership Card, Patch, Pin
1.								
2.								
3.								
4.								
5.								
6.								
7.								
8.								
9.								
10.								
11.								
12.								
13.								
14.								
15.								
16.								
17.								
18.								
19.								
20.								
21.								

[illegible][illegible]



# Weekly Meeting Plans

(Copy this page to plan each week's meeting.)

Date: \_\_\_\_\_

Theme: \_\_\_\_\_

Aim: \_\_\_\_\_

Meeting Part	Alloted Time	Activity	Person Responsible
<b>Part 1: Opening</b> <ul style="list-style-type: none"> <li>• a game, song, puzzle, or campcraft to engage the boys as they arrive and lead toward the meeting theme</li> <li>• Motto, Pledge, prayer, taking attendance, any business (planning mission projects, etc.)</li> </ul>	(5-10 min.)		
<b>Part 2: Virtue Exploration</b> <ul style="list-style-type: none"> <li>• mission story, testimony or other activities that explore the virtue for the month (or the RA Motto if it is September or March)</li> </ul>	(10-15 min.)		
<b>Part 3: Mission Games and Activities</b> <ul style="list-style-type: none"> <li>• fun crafts or games that help RAs learn about the virtue or learn mission skills</li> </ul>	(10 min.)		
<b>Part 4: Personal Growth Plan</b> <ul style="list-style-type: none"> <li>• for RAs to share what they have done to keep their commitments</li> <li>• for personal reflection on the virtue</li> <li>• leaders give any help that is needed</li> </ul>	(10 min.)		
<b>Part 5: Closing</b> <ul style="list-style-type: none"> <li>• help the boys remember the mission story and how it applies to the virtue</li> <li>• prayer for the boys' concerns, Missionary Kids (MKs), and missionaries</li> <li>• a game or other activity while the boys wait to be picked up</li> </ul>	(10-15 min.)		



# Meeting Evaluation/Report

(Copy this page for each week, or whenever you evaluate meetings.)

Date of Meeting(s): \_\_\_\_\_

Number present: \_\_\_\_\_ Number enrolled: \_\_\_\_\_ Number of guests: \_\_\_\_\_

1. What was the strongest feature of the meeting(s)? \_\_\_\_\_

---

---

---

2. What area of the meeting(s) should be strengthened? \_\_\_\_\_

---

---

---

3. How could I improve this area of the meeting(s)? \_\_\_\_\_

---

---

---

4. How were members involved in the meeting(s)? What improvements are needed? \_\_\_\_\_

---

---

---

5. How was the aim of the meeting(s) accomplished? \_\_\_\_\_

---

---

---

6. What should I do to prepare for the next meeting(s)? (See *Lad Leader* and *Crusader Leader*.) \_\_\_\_\_

---

---

---

7. What materials need to be gathered for next week? Next month? (See *Lad Leader* and *Crusader Leader*.)

---

---

---



## Royal Ambassador Individual Awards Record

Use this sheet to keep up with the awards your RAs earn this year.

[illegible]



# Individual Awards List

Name \_\_\_\_\_ Year \_\_\_\_\_

This form can be used to record each individual's awards. In addition to the pins and patches listed below, other awards can be given, too. Use the blank spaces below to list other items you need to order. For example, you might want to give a vest, RA Bible, or RA Knife from Specialty Imprints ([www.lifeway.com/specialtyimprints](http://www.lifeway.com/specialtyimprints)). Or, you might give a craft kit from the MakeTracks Company ([www.royalracers.com](http://www.royalracers.com)). Using this form in conjunction with the Award Tally Sheet should help you to order everything you need.

AWARD	QTY
RA Emblem Patch	
RA Membership Pin	
2007 Chevron Patch	
2008 Chevron Patch	
One Achievement Bar	
Two Achievement Bar	
Service Star	
<b>LAD</b>	
Lad Membership Patch	
Lad Chevron Patch	
Lad 1 Pin	
Lad 1 Patch	
Lad 1 Personal Growth Plan Bar	
Lad 1 Athletic Patch	
Lad 2 Pin	
Lad 2 Patch	
Lad 2 Personal Growth Plan Bar	
Lad 2 Athletic Patch	
Lad 3 Pin	
Lad 3 Patch	
Lad 3 Personal Growth Plan Bar	
Lad 3 Athletic Patch	
<b>CRUSADER</b>	
Crusader Membership Patch	
Crusader Chevron Patch	
Page 4 Pin	
Page 4 Patch	
Page 4 Personal Growth Plan Bar	
Page 4 Athletic Patch	
Squire 5 Pin	
Squire 5 Patch	
Squire 5 Personal Growth Plan Bar	
Squire 5 Athletic Patch	
Knight 6 Pin	

AWARD	QTY
Knight 6 Patch	
Knight 6 Personal Growth Plan Bar	
Knight 6 Athletic Patch	
<b>BIBLE MEMORY MEDALS</b>	
Bronze	
Silver	
Gold	
<b>CAMPCRAFT PATCHES</b>	
Discoverer 1	
Discoverer 2	
Discoverer 3	
Hiker	
Camper	
Woodsman	
<b>MISSION STUDY PATCHES</b>	
International Mission Study	
North American Mission Study	
<b>MISSION PROJECT PATCHES</b>	
World Walk Patch	
World Hunger Patch	
<b>RA RACER PATCHES</b>	
Racecar	
Lineglider	
Sailboat	
<b>RA ACTIVITY PATCHES</b>	
Sports	
Campout	
Missions Activity	



AWARD	Total Qty	Item Price	Total Item Price	AWARD	Total Qty	Item Price	Total Item Price
RA Emblem Patch				Knight 6 Pin			
RA Membership Pin				Knight 6 Patch			
2007 Chevron Patch				Knight 6 Personal Growth Plan Bar			
2008 Chevron Patch				Knight 6 Athletic Patch			
One Achievement Bar				BIBLE MEMORY MEDALS			
Two Achievement Bar				Bronze			
Service Star				Silver			
LAD				Gold			
Lad Membership Patch				CAMPCRAFT PATCHES			
Lad Chevron Patch				Discoverer 1			
Lad 1 Pin				Discoverer 2			
Lad 1 Patch				Discoverer 3			
Lad 1 Personal Growth Plan Bar				Hiker			
Lad 1 Athletic Patch				Camper			
Lad 2 Pin				Woodsmen			
Lad 2 Patch				MISSION STUDY PATCHES			
Lad 2 Personal Growth Plan Bar				International Mission Study			
Lad 2 Athletic Patch				North American Mission Study			
Lad 3 Pin				MISSION PROJECT PATCHES			
Lad 3 Patch				World Walk Patch			
Lad 3 Personal Growth Plan Bar				World Hunger Patch			
Lad 3Athletic Patch				RA RACER PATCHES			
CRUSADER				Racecar			
Crusader Membership Patch				Lineglider			
Crusader Chevron Patch				Sailboat			
Page 4 Pin				RA ACTIVITY PATCHES			
Page 4 Patch				Sports			
Page 4 Personal Growth Plan Bar				Campout			
Page 4 Athletic Patch				Missions Activity			
Squire 5 Pin							
Squire 5 Patch							
Squire 5 Personal Growth Plan Bar							
Squire 5 Athletic Patch							
Total				Total			

[www.royalambassadors.org](http://www.royalambassadors.org)

# Lad Individual Record Chart

(copy as needed)

☐ Lad 1

 Blue Chasers

☐ Lad 2

 Everglade Explorers


























☐ Lad 3

 RAWHIDE WRANGLERS

Earning 5 bars also earns the Lad patch and/or pin.

Total service stars earned: \_\_\_\_\_

Name: \_\_\_\_\_

Points/Activity	Points for Loyalty	Points for Friendship	Points for Courage	Points for Responsibility	Points for Honesty
<b>Commitments</b> 10 points per week of participation	<div>10 10 10 10</div> <div><input type="text"/> (40 points maximum) </div>	<div>10 10 10 10</div> <div><input type="text"/> (40 points maximum) </div>	<div>10 10 10 10</div> <div><input type="text"/> (40 points maximum) </div>	<div>10 10 10 10</div> <div><input type="text"/> (40 points maximum) </div>	<div>10 10 10 10</div> <div><input type="text"/> (40 points maximum) </div>
<b>Mission Project</b> 15 points for participation	<div>5 5 5</div> <div><input type="text"/> (15 points maximum) </div>	<div>5 5 5</div> <div><input type="text"/> (15 points maximum) </div>	<div>5 5 5</div> <div><input type="text"/> (15 points maximum) </div>	<div>5 5 5</div> <div><input type="text"/> (15 points maximum) </div>	<div>5 5 5</div> <div><input type="text"/> (15 points maximum) </div>
<b>Bible Memory</b> 5 points per verse	<div>5 5 5 5</div> <div><input type="text"/> (20 points maximum) </div>	<div>5 5 5 5</div> <div><input type="text"/> (20 points maximum) </div>	<div>5 5 5 5</div> <div><input type="text"/> (20 points maximum) </div>	<div>5 5 5 5</div> <div><input type="text"/> (20 points maximum) </div>	<div>5 5 5 5</div> <div><input type="text"/> (20 points maximum) </div>
Story from <i>Lad</i> or hearing testimony on virtue 5 points each	<div>5 5 5 5</div> <div><input type="text"/> (20 points maximum) </div>	<div>5 5 5 5</div> <div><input type="text"/> (20 points maximum) </div>	<div>5 5 5 5</div> <div><input type="text"/> (20 points maximum) </div>	<div>5 5 5 5</div> <div><input type="text"/> (20 points maximum) </div>	<div>5 5 5 5</div> <div><input type="text"/> (20 points maximum) </div>
Attending a meeting in vest or uniform <b>AND</b> Bringing <i>Lad</i> book 5 points each <b>OR</b> Bringing a first-time visitor 5 points each	<div>5 5 5 5</div> <div><input type="text"/> (20 points maximum)</div>	<div>5 5 5 5</div> <div><input type="text"/> (20 points maximum)</div>	<div>5 5 5 5</div> <div><input type="text"/> (20 points maximum)</div>	<div>5 5 5 5</div> <div><input type="text"/> (20 points maximum)</div>	<div>5 5 5 5</div> <div><input type="text"/> (20 points maximum)</div>
Participate in an RA interest activity 5 points	<div>5 5</div> <div><input type="text"/> (10 points maximum) </div>	<div>5 5</div> <div><input type="text"/> (10 points maximum) </div>	<div>5 5</div> <div><input type="text"/> (10 points maximum) </div>	<div>5 5</div> <div><input type="text"/> (10 points maximum) </div>	<div>5 5</div> <div><input type="text"/> (10 points maximum) </div>
<b>Total Points earned</b>	<input type="text"/> 75 points per bar	<input type="text"/> 75 points per bar	<input type="text"/> 75 points per bar	<input type="text"/> 75 points per bar	<input type="text"/> 75 points per bar



If you earn extra points, mark them on the back of this chart.

Make copies of this page for every boy in your Lad RA group. Copy the next page on the back of each.





## Lad Individual Record Chart Continued

5	5	5	5	5	5	5	5	5	5	5
---	---	---	---	---	---	---	---	---	---	---

5	5	5	5	5	5	5	5	5	5	5
---	---	---	---	---	---	---	---	---	---	---

10	10	10	10	10	10	10	10	10	10	10
----	----	----	----	----	----	----	----	----	----	----

10	10	10	10	10	10	10	10	10	10	10
----	----	----	----	----	----	----	----	----	----	----

15	15	15	15	15	15	15	15	15	15	15
----	----	----	----	----	----	----	----	----	----	----

15	15	15	15	15	15	15	15	15	15	15
----	----	----	----	----	----	----	----	----	----	----

### Service Stars Earned

(Each 25 extra points earns one service star.)



Date: \_\_\_\_/\_\_\_\_/\_\_\_\_



Date: \_\_\_\_/\_\_\_\_/\_\_\_\_



Date: \_\_\_\_/\_\_\_\_/\_\_\_\_



Date: \_\_\_\_/\_\_\_\_/\_\_\_\_



Date: \_\_\_\_/\_\_\_\_/\_\_\_\_



Date: \_\_\_\_/\_\_\_\_/\_\_\_\_



Date: \_\_\_\_/\_\_\_\_/\_\_\_\_



Date: \_\_\_\_/\_\_\_\_/\_\_\_\_



Date: \_\_\_\_/\_\_\_\_/\_\_\_\_



Date: \_\_\_\_/\_\_\_\_/\_\_\_\_



# Crusader Individual Record Chart

(copy as needed)

Page 4



Knight 6



Earning 5 bars also earns the Crusader patch and/or pin.

Total service stars earned: \_\_\_\_\_

Name: \_\_\_\_\_

Points/Activity	Points for Faith	Points for Compassion	Points for Perseverance	Points for Teamwork	Points for Self-Discipline
<b>Commitments</b> 10 points per week of participation	10 10 10 10 (40 points maximum)	10 10 10 10 (40 points maximum)	10 10 10 10 (40 points maximum)	10 10 10 10 (40 points maximum)	10 10 10 10 (40 points maximum)
<b>Mission Project</b> 15 points for participation	5 5 5 (15 points maximum)	5 5 5 (15 points maximum)	5 5 5 (15 points maximum)	5 5 5 (15 points maximum)	5 5 5 (15 points maximum)
<b>Bible Memory</b> 5 points per verse	5 5 5 5 (20 points maximum)	5 5 5 5 (20 points maximum)	5 5 5 5 (20 points maximum)	5 5 5 5 (20 points maximum)	5 5 5 5 (20 points maximum)
<b>Story from Crusader or hearing testimony on virtue</b> 5 points each	5 5 5 5 (20 points maximum)	5 5 5 5 (20 points maximum)	5 5 5 5 (20 points maximum)	5 5 5 5 (20 points maximum)	5 5 5 5 (20 points maximum)
<b>Attending a meeting in vest or uniform</b> <b>AND</b> <b>Bringing Crusader book</b> 5 points each <b>OR</b> <b>Bringing a first-time visitor</b> 5 points each	5 5 5 5 (20 points maximum)	5 5 5 5 (20 points maximum)	5 5 5 5 (20 points maximum)	5 5 5 5 (20 points maximum)	5 5 5 5 (20 points maximum)
<b>Participate in an RA interest activity</b> 5 points	5 5 (10 points maximum)	5 5 (10 points maximum)	5 5 (10 points maximum)	5 5 (10 points maximum)	5 5 (10 points maximum)
<b>Total Points earned</b>	<div></div> 75 points per bar	<div></div> 75 points per bar	<div></div> 75 points per bar	<div></div> 75 points per bar	<div></div> 75 points per bar

If you earn extra points, mark them on the back of this chart.



Make copies of this page for every boy in your Crusader RA group.

Copy the next page on the back of each.



## Crusader Individual Record Chart Continued

5	5	5	5	5	5	5	5	5	5	5
---	---	---	---	---	---	---	---	---	---	---

5	5	5	5	5	5	5	5	5	5	5
---	---	---	---	---	---	---	---	---	---	---

10	10	10	10	10	10	10	10	10	10	10
----	----	----	----	----	----	----	----	----	----	----

10	10	10	10	10	10	10	10	10	10	10
----	----	----	----	----	----	----	----	----	----	----

15	15	15	15	15	15	15	15	15	15	15
----	----	----	----	----	----	----	----	----	----	----

15	15	15	15	15	15	15	15	15	15	15
----	----	----	----	----	----	----	----	----	----	----

### Service Stars Earned

*(Each 25 extra points earns one service star.)*

 Date: \_\_\_\_/\_\_\_\_/\_\_\_\_

 Date: \_\_\_\_/\_\_\_\_/\_\_\_\_

 Date: \_\_\_\_/\_\_\_\_/\_\_\_\_

 Date: \_\_\_\_/\_\_\_\_/\_\_\_\_

 Date: \_\_\_\_/\_\_\_\_/\_\_\_\_

 Date: \_\_\_\_/\_\_\_\_/\_\_\_\_

 Date: \_\_\_\_/\_\_\_\_/\_\_\_\_

 Date: \_\_\_\_/\_\_\_\_/\_\_\_\_

 Date: \_\_\_\_/\_\_\_\_/\_\_\_\_


 Date: \_\_\_\_/\_\_\_\_/\_\_\_\_

LAD  
CAMPCRAFT RECORD CHART  
DISCOVERER 1

Commitments to earn this patch are found in *Lad Campercraft*.




NAME

LAD CAMP CRAFT RECORD CHART DISCOVERER 1									
Commitments to earn this patch are found in <i>Lad Campcraft</i> .									
									
NAME									

Commitments to earn this patch are found in *Lad Camppcraft*.




NAME \_\_\_\_\_

<div>ROYAL AMBASSADOR CAMP CRAFT RECORD CHART DISCOVERER 2</div> <div>Commitments to earn this patch are found in <i>Lad Campcraft</i>.</div> <div><div>LAD</div><div>ROYAL AMBASSADOR CAMP CRAFT RECORD CHART DISCOVERER 2</div><div>Commitments to earn this patch are found in <i>Lad Campcraft</i>.</div></div>																													
<div>NAME</div> <div></div>																													
										Outdoor trip										TRIP PLANNING									
										Local attraction										EQUIPMENT AND SHELTER									
										Fun shelter										ROPE CRAFT									
										Picture										TOOL CRAFT									
										Unravel rope										FIRE CRAFT									
										Three uses										COOKING									
										Hammer and nail										FIRST AID									
										Make canteen										SAFETY AND SANITATION									
										Visit fire department										MAP AND COMPASS									
										Burn list										NATURE									
										Grocery list										CONSERVATION									
										Plan menu										FUN AND WORSHIP									
										Phone number																			
										Accident action																			
										Seatbelt																			
										Fire escapes																			
										Map																			
										Crowded places																			
										Three rubbings																			
										Rock creation																			
										Letter pick up																			
										Water																			
										Prayer																			
										Travel game																			

**LAD  
ROYAL  
AMBASSADOR  
CAMPCRAFT  
RECORD CHART  
DISCOVERER 3**

Commitments to earn this patch are found in *Lad Campcraft*.

										NAME
										Visit park
										Visit power plant
										Visit factory
										Auto kit
										Five pictures
										Climate dress
										Five types rope
										History
										Tie package
										Can opener
										Tool apron
										Shovel
										Safety rules
										Buddy burner
										Uses of fire
										Three utensils
										Salad
										Trail snack
										Poster
										First aid kit
										Ice pack
										Drugs
										Bicycle rules
										Toiletry kit
										Directions
										Map pinpoint
										Simple compass
										Feeding station
										Wind instrument
										Weather forecast
										Recycling value
										Recycle items
										Plant tree
										Lord's Prayer
										Song list
										23rd Psalm

Pages from the book *Brotherhood Campcraft* that are needed to complete these commitments may be downloaded from [www.royalambassadors.org](http://www.royalambassadors.org).

TRIP  
PLANNING  
  
EQUIPMENT  
AND SHELTER  
  
ROPE CRAFT  
  
TOOL CRAFT  
  
FIRE CRAFT  
  
COOKING  
  
FIRST AID  
  
SAFETY AND  
SANITATION  
  
MAP AND  
COMPASS  
  
NATURE  
  
CONSERVATION  
  
FUN AND  
WORSHIP

# HIKER

Pages from the book *Brotherhood Campcraft* that are needed to complete these commitments may be downloaded from [www.royalambassadors.org](http://www.royalambassadors.org)



NAME \_\_\_\_\_

[illegible]

FUN AND  
WORSHIP



# CRUSADER ROYAL

## AMBASSADOR

### CAMP CRAFT

#### RECORD CHART

##### CAMPER

Commitments to earn this patch are found in *Crusader Campcraft*.



TRIP  
PLANNING

EQUIPMENT  
AND SHELTER

ROPE CRAFT

TOOL CRAFT

FIRE CRAFT

COOKING

FIRST AID

SAFETY AND  
SANITATION

MAP AND  
COMPASS

NATURE  
STUDY

CONSERVATION

FUN AND  
WORSHIP

Pages from the book *Brotherhood Campcraft* that are needed to complete these commitments may be downloaded from [www.royalambassadors.org](http://www.royalambassadors.org).

Two-day hikes

Log

Evaluation

Equipment

Bedding

Tent

Five knots

Whip rope

Bowsaw

Safety

Two fires

Put out fire

Options B & C

Other fires

Two types

Cook meal

First aid kit

Utensils

Garbage

Chapter latrine

Safe practices

Pace

Compass course

Harmful insects

Helpful insects

Project

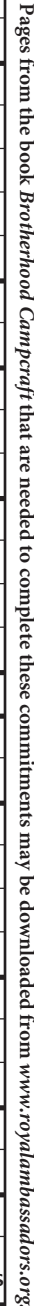
Tell need

Song

Share story

Activity	Hours
TRIP PLANNING	10
EQUIPMENT AND SHELTER	15
ROPE CRAFT	10
TOOL CRAFT	10
FIRE CRAFT	10
COOKING	5
FIRST AID	5
SAFETY AND SANITATION	10
MAP AND COMPASS	10
NATURE STUDY	5
CONSERVATION	5
FUN AND WORSHIP	5

Source: From the book *Backpacking for Dummies*, that was modified to conform to the conventions of your bar chart tool. From [www.dummies.com](http://www.dummies.com)

22-



# Bible Memory Record Sheet

Copy this page for each RA, or have RAs record verses they learn on page 44 of their Personal Growth Plan Workbook.

RA Name: \_\_\_\_\_

Bible Verse Reference	Date Learned
1.	
2.	
3.	
4.	
5.	
6.	
7.	
8.	
9.	
10.	
11.	
12.	
13.	
14.	
15.	
16.	
17.	
18.	
19.	
20.	
21.	
22.	
23.	
24.	
25.	



# Bible Telling

**NEW  
for  
2009**

Bible Telling is a powerful new tool for developing Ambassadors for Christ. It combines biblical truth with the excitement of storytelling. Bible Telling is not simply memorizing and reciting. It's incorporating God's Story into your story.

RAs will learn how to tell God's Story in a new way and earn recognition for their accomplishments.

A set of 36 Bible stories, covering God's mission from Abraham to Paul, has been written specifically for Royal Ambassadors. Each story download also includes a set of hand motions to help RAs remember the story. Think of them as memory devices, or a skeleton on which to hang the words of the story. You and your RAs will find that it is much easier to learn the stories using the motions. Each story takes about four minutes to tell. Go to [www.royalambassadors.org/BibleTelling](http://www.royalambassadors.org/BibleTelling) to download the mission Bible Telling stories.

A boy will earn a Bible Telling certificate for each story he learns and is able to tell. The certificates are free downloads at [www.royalambassadors.org/BibleTelling](http://www.royalambassadors.org/BibleTelling). Recognize an RA's work with a certificate for each story he learns and tells – whether he learns one story, six, or all 36.

Good news! You don't have to be an expert storyteller to help your RAs master Bible Telling. You may find you enjoy Bible Telling and excel at it as much as they do, but you do not have to for them to learn the craft and adopt the tool of Bible Telling into their lifestyle of missions and evangelism. Free tools to help you are on the RA Web site, in the RA Planbook (instructions and record-keeping chart), and in the RA Resource Kit (poster and DVD video). If you need extra help, our partner in this resource is renowned Bible storyteller John Walsh. He has a video of each of the stories available (for a fee) on his Web site, [www.ChristianStorytelling.com](http://www.ChristianStorytelling.com). In fact, John will give you one Bible Telling story video free so you can see if the tool will help you and your RAs.

Your RA resource team suggests a minimum of six stories a year. That's one story every two months. Your boys may do more, but six is a good place to start. While some grade school students may learn one story in as short a time as one week, your RAs will have two months to learn one Bible story. Options exist for choosing the order you will use the stories. You can work your way through the stories in numerical order beginning with one and going in biblical, chronological order. You can also pick and choose, using one or two from the Old Testament, one or two from the life of Christ, and one or two from the Book of Acts. The bulk of the stories are from the Book of Acts, following the mission nature of Royal Ambassadors.

As your RAs learn the stories, you can help them develop by finding places they can share their stories. You may want to by having them tell their stories to your RA Chapter to build their confidence. They will, of course, want to share the stories with their parents and families. As they grow in confidence, you can help them find places in your church where they can tell their stories. Since the stories only take about four minutes, RAs can tell them at almost any church event, including worship. You may also want to explore opportunities for your RAs to share their stories at Christian schools, assisted living centers, libraries, homebound ministries, community events, and other ministry opportunities. Encourage your boys to tell the stories to their friends. Our prayer is that your RAs will develop into evangelistic Bible storytellers and adopt the tool as a life-long part of their mission lifestyle.

# Bible Telling Chart

RA Name: \_\_\_\_\_

	Story	Completed [✓]	Certificate Given [✓]
1	Call of Abraham		
2	Birth of Isaac		
3	The Law		
4	Crossing Jordan		
5	City of David		
6	Jeremiah		
7	Daniel		
8	Birth of Jesus		
9	Meal and a Walk		
10	Crucifixion & Burial		
11	Resurrection		
12	Road to Emmaus		
13	Ascension & Waiting		
14	Coming of the Holy Spirit		
15	Crippled Man Healed		
16	Ananias & Sapphira		
17	Apostles & Deacons		
18	First Christian Martyr		
19	The Ministry of Philip		
20	Conversion of Saul		
21	Healing of Dorcas		
22	Cornelius, First Gentile Believer		
23	Christians at Antioch		
24	Jail Break		
25	First Missionary Journey		
26	From Worship to Stoning		
27	Singing in Jail		
28	Riots and Laughter		
29	Mob in Corinth		
30	Riot at Ephesus		
31	Going to Jerusalem		
32	Riot in Jerusalem		
33	Plot to Kill		
34	Felix, Festus, & Agrippa		
35	Storm at Sea		
36	Shipwreck & Rome		



# Mission Project Evaluation and Report Sheet

(Copy this page for each project.)

After a project has been completed, evaluate the activity to determine whether it accomplished its goal.

EVALUATION	PARTICIPANTS/AWARDS <small>list names below</small>	DATE <small>received award</small>
<b>What was accomplished by this project?</b> <hr/> <hr/> <hr/> <hr/> <hr/>	<b>Leaders:</b> <hr/> <hr/> <hr/> <hr/>	<hr/> <hr/> <hr/> <hr/>
<b>What areas of the project needed strengthening?</b> <hr/> <hr/> <hr/> <hr/> <hr/>	<b>Royal Ambassadors:</b> <hr/> <hr/> <hr/> <hr/> <hr/>	<hr/> <hr/> <hr/> <hr/> <hr/>
<b>Were the resources (finances, materials, etc.) sufficient?</b> <hr/> <hr/>	<hr/> <hr/> <hr/> <hr/> <hr/>	<hr/> <hr/> <hr/> <hr/> <hr/>
<b>What spiritual growth was realized from the project?</b> <hr/> <hr/> <hr/> <hr/>	<hr/> <hr/> <hr/> <hr/>	<hr/> <hr/> <hr/> <hr/>
<b>Other ideas and comments:</b> <hr/> <hr/> <hr/> <hr/> <hr/>	<b>Adult/Youth Helpers:</b> <hr/> <hr/> <hr/> <hr/> <hr/>	<hr/> <hr/> <hr/> <hr/> <hr/>



# Mission Project Plan Sheet

(Copy this page for each project.)

To achieve its purpose, an on-mission project must be well-planned.  
Involve the chapter members in planning the project, and incorporate their ideas into the plans.

Activity: \_\_\_\_\_ Scheduled Date \_\_\_\_/\_\_\_\_/\_\_\_\_

Purpose: \_\_\_\_\_

☐ Meeting a mission need

☐ Supporting someone who tells people about Jesus

☐ Telling someone about Jesus directly

☐ Meeting a ministry need

Check to make sure the activity meets the following criteria:

☐ Meets a real need

☐ Does not conflict with activities of another group

Are funds required for this project? ☐ YES ☐ NO

If yes, how much? \_\_\_\_\_

If no, how will the funds be obtained? \_\_\_\_\_

Other resources needed: \_\_\_\_\_

Possible partnerships for this project: \_\_\_\_\_

Assignment	Person Responsible	Preparation Time Needed	Date Completed





## Opportunity Now Contribution Record

Use this form to record the name of each person and the amount given to Opportunity Now. Collect monies and send one check made payable to North American Mission Board (NAMB). Mail to NAMB, P. O. Box 116543, Atlanta, GA 30368-6543. Your church will receive a special Opportunity Now patch or chevron for each person on your Contribution Record who gives \$10 or more (monies must be sent to NAMB to qualify for patches/chevrons). Please copy this form as needed.

Church \_\_\_\_\_ RA Leader \_\_\_\_\_  
Address \_\_\_\_\_ Shipping address (if different): \_\_\_\_\_  
City \_\_\_\_\_ Address \_\_\_\_\_  
State \_\_\_\_\_ ZIP \_\_\_\_\_ City \_\_\_\_\_  
Phone: (\_\_\_\_\_) \_\_\_\_\_ State \_\_\_\_\_ ZIP \_\_\_\_\_

Royal Ambassador's Name	Address	Amount \$ Given (Aluminum Can)	Amount \$ Given (Activity 2)	Total \$	Check (✓) if over \$10

This is to certify that the names listed above have participated in and given the amounts indicated for Opportunity Now. Enclosed is a check for the total amount given.

\_\_\_\_\_  
Signature of RA leader

The Opportunity Now fund will allow the North American Mission Board to respond quickly to volunteer disaster relief. If every Royal Ambassador could give \$10 each, more than 2 millions dollars would be raised for Opportunity Now. Such a small amount from each child can make a great impact on the North American Mission Board's ability to respond to volunteer mission needs!

**Total Amount Enclosed** \_\_\_\_\_

*(combined number of patches and chevrons cannot exceed total number of names listed)*

**Total Patches** \_\_\_\_\_

*(for members without patches)*

**Total 2008 Chevrons** \_\_\_\_\_

*(for members who earned a patch or chevron in a previous year)*

**Total 2009 Chevrons** \_\_\_\_\_



**Note:** Be sure members clarify the pledge as “per mile” or “total pledge.”

[illegible]



# Risk Management Plan

Date(s) of activity: \_\_\_\_/\_\_\_\_/\_\_\_\_ (mm/dd/yyyy)

Name of activity: \_\_\_\_\_

Age level of participants:

\_\_\_\_ Lads grades 1-3    \_\_\_\_ Crusaders grades 4-6    \_\_\_\_ RAs grades 1-6    \_\_\_\_ Other (describe)

Additional adults present: \_\_\_\_\_

Description of activity: \_\_\_\_\_

---

---

---

---

Safety needs to consider in doing the activity (include equipment, area, supervision):

Equipment and supplies needed:

---

---

---

---

Safety concerns:

---

---

---

---

Emergency response:

---

---

---

---



## Activity Permission Slip

\_\_\_\_\_  
(child's name)

has my permission to participate in the (name of activity) \_\_\_\_\_ Royal Ambassador activity  
at (place) \_\_\_\_\_ on (date) \_\_\_\_\_ .

In case of emergency, I may be reached at (telephone number) \_\_\_\_\_ .

Parent/Guardian signature \_\_\_\_\_

Special allergies or other information: \_\_\_\_\_

Notary public (type or print name) \_\_\_\_\_

Signed before me this \_\_\_\_\_ day of \_\_\_\_\_ year \_\_\_\_\_ .

Notary public signature: \_\_\_\_\_ My commission expires: \_\_\_\_\_

### Medical insurance information:

Insuring company or plan \_\_\_\_\_

Policy number \_\_\_\_\_

### In case of emergency, notify:

Name(s) \_\_\_\_\_

Phone(s) \_\_\_\_\_

## Activity Permission Slip

\_\_\_\_\_  
(child's name)

has my permission to participate in the (name of activity) \_\_\_\_\_ Royal Ambassador activity  
at (place) \_\_\_\_\_ on (date) \_\_\_\_\_ .

In case of emergency, I may be reached at (telephone number) \_\_\_\_\_ .

Parent/Guardian signature \_\_\_\_\_

Special allergies or other information: \_\_\_\_\_

Notary public (type or print name) \_\_\_\_\_

Signed before me this \_\_\_\_\_ day of \_\_\_\_\_ year \_\_\_\_\_ .

Notary public signature: \_\_\_\_\_ My commission expires: \_\_\_\_\_

### Medical insurance information:

Insuring company or plan \_\_\_\_\_

Policy number \_\_\_\_\_

### In case of emergency, notify:

Name(s) \_\_\_\_\_

Phone(s) \_\_\_\_\_



# Activity Medical Form

## TO THE RA LEADER:

Prepare a copy of this form for each RA member and leader attending any RA event. This form will give a doctor permission to treat the person in case of an accident. It will *not* release the leader from responsibility for the child's safety and well-being.

## TO THE PARENT:

Fill out this form and return it to the church before the date of the event. The form should be *notarized* before returning it to the church.

**Child's name:** \_\_\_\_\_

**List any physical difficulties child may have:** (e.g., allergies, diabetes, heart problems) \_\_\_\_\_

\_\_\_\_\_  
\_\_\_\_\_  
\_\_\_\_\_

**List any medications child is currently taking:** \_\_\_\_\_

\_\_\_\_\_

## If the child is currently under the care of a physician, please provide information:

Physician \_\_\_\_\_

Phone \_\_\_\_\_

Address \_\_\_\_\_

## Medical insurance information:

Insuring company or plan \_\_\_\_\_

Policy number \_\_\_\_\_

## In case of emergency, notify:

Name(s) \_\_\_\_\_

Phone(s) \_\_\_\_\_

IN THE EVENT OF AN ACCIDENT OR UNEXPECTED ILLNESS, THE ATTENDING PHYSICIAN OR HOSPITAL HAS MY PERMISSION TO ADMINISTER MEDICAL CARE TO MY CHILD AS THEY SEE NECESSARY.

Parent or guardian *printed* name \_\_\_\_\_

Parent or guardian signature \_\_\_\_\_ Date \_\_\_\_\_

Address \_\_\_\_\_

Phone \_\_\_\_\_

**Notary public** (type or print name) \_\_\_\_\_

Signed before me this \_\_\_\_\_ day of \_\_\_\_\_ year \_\_\_\_\_

Notary public signature: \_\_\_\_\_ My commission expires: \_\_\_\_\_



## Injury Report

Name of injured RA: \_\_\_\_\_

Date/time of injury: \_\_\_\_\_

Nature of injury: \_\_\_\_\_

First aid/treatment administered: \_\_\_\_\_

Person(s) giving first aid/treatment: \_\_\_\_\_

Person reporting injury to parent or guardian: \_\_\_\_\_

Date/time reported: \_\_\_\_\_

Person reporting injury to church: \_\_\_\_\_

Date/time: \_\_\_\_\_

## Injury Report

Name of injured RA: \_\_\_\_\_

Date/time of injury: \_\_\_\_\_

Nature of injury: \_\_\_\_\_

First aid/treatment administered: \_\_\_\_\_

Person(s) giving first aid/treatment: \_\_\_\_\_

Person reporting injury to parent or guardian: \_\_\_\_\_

Date/time reported: \_\_\_\_\_

Person reporting injury to church: \_\_\_\_\_

Date/time: \_\_\_\_\_



# RA Leader's Report

(Copy this page for each time you report.)

Month of \_\_\_\_\_ Year \_\_\_\_\_ Date Submitted \_\_\_\_\_

Name of Chapter \_\_\_\_\_ Grades/Ages \_\_\_\_\_

Leader \_\_\_\_\_ Address \_\_\_\_\_ Phone(\_\_\_\_) \_\_\_\_\_

Assistant Leader \_\_\_\_\_ Address \_\_\_\_\_ Phone(\_\_\_\_) \_\_\_\_\_

1. Number on roll at beginning of month \_\_\_\_\_ 2. Number on roll at end of month \_\_\_\_\_

**List the number of meetings in each category below, with average attendance for the month**

A. Weekly Chapter Meetings	_____	Average Attendance	_____
B. Graded Mission Study	_____	Average Attendance	_____
C. Missions Activities	_____	Average Attendance	_____
D. Recognition Service	_____	Average Attendance	_____
E. Interest Activities (Camping/Games/Sports/Crafts)	_____	Average Attendance	_____

3. Number of awards earned:

Lad 1	_____	Page 4	_____
Lad 2	_____	Squire 5	_____
Lad 3	_____	Knight 6	_____

Other awards (list name of award and how many were given):

\_\_\_\_\_  
\_\_\_\_\_

## Total Member Achievement

4. Number of RA workers (leaders and/or assistants) trained during month: \_\_\_\_\_

5. Number of copies received/utilized:

Lad magazine \_\_\_\_\_ Lad Leader magazine \_\_\_\_\_

Crusader magazine \_\_\_\_\_ Crusader Leader magazine \_\_\_\_\_

6. Number additional leaders needed: \_\_\_\_\_ Volunteers needed: \_\_\_\_\_ (#) on \_\_\_\_/\_\_\_\_/\_\_\_\_

Indicate Any Chapter Needs: \_\_\_\_\_

\_\_\_\_\_  
\_\_\_\_\_

7. Special recognition(s) or significant events: \_\_\_\_\_

\_\_\_\_\_  
\_\_\_\_\_






## RA Annual Report to the Church

Compile results from your monthly reports to submit to the church.  
If possible, make the report to the church in person.

	SEPTEMBER	OCTOBER	NOVEMBER	DECEMBER	JANUARY	FEBRUARY	MARCH	APRIL	MAY	JUNE	JULY	AUGUST
RA Enrollment												
RA Total Attendance												
New Enrollees												
Awards												
Participants in Mission Projects												
<p>Number of new Christians: _____</p> <p>Total RA awards earned: _____</p> <p>Total Bible verses learned: _____</p> <p>Total mission projects: _____</p> <p>Total mission project participants: _____</p> <p>Mission partnerships (for example, with GAs): _____</p> <p>Other significant accomplishments: _____</p> <p>_____</p> <p>_____</p>												



# NOTES





*NORTH AMERICAN  
MISSION BOARD*

**4200 North Point Pkwy.  
Alpharetta, GA 30022-4176**

A Southern Baptist Convention entity supported by the  
Cooperative Program and the Annie Armstrong Easter Offering®

For general information, call (770) 410-6000, or visit [www.namb.net](http://www.namb.net).  
To order materials, call toll free 1 866 407-NAMB (6262), fax (770) 442-9742  
or visit [www.namb.net/catalog](http://www.namb.net/catalog).